



DAFTAR PUSTAKA

© Hak cipta milik IBI KKG (Institut Bisnis dan Informatika Kwik Kian Gie)

Hak Cipta Didukungl Undang-Undang

1. Dilarang mengutip sebagian atau seluruh karya tulis ini tanpa mencantumkan dan menyebutkan sumber.

a. Pengutipan hanya untuk kepentingan pendidikan, penelitian, penulisan karya ilmiah, penyusunan laporan, penulisan kritik dan tinjauan suatu masalah.

b. Pengutipan tidak merugikan kepentingan yang wajar IBIKKG.

2. Dilarang menggunakan dan memperbanyak sebagian atau seluruh karya tulis ini dalam bentuk apapun tanpa izin IBIKKG.

Brigham, Eugene F. dan Joel F. Houston (2001), *Fundamentals of Financial Management Ninth Edition*, Florida: Harcourt College Publishers.

Bursa Efek Indonesia, Publikasi Lq-45, diakses pada 17 November 2017, <http://idx.co.id/id-id/beranda/publikasi/lq45.aspx>

Fayana, Ermia dan Singgih Jatmiko (2012), PENILAIAN HARGA WAJAR SAHAM DENGAN MENGGUNAKAN METODE DIVIDEND DISCOUNT MODEL (DDM) DAN METODE PRICE TO BOOK VALUE RATIO (PBV RATIO) PADA SEKTOR PERBANKAN YANG TERMASUK SAHAM LQ45 DI BEI (2007-2011), *Jurnal Ekonomi* : Universitas Gunadarma

Hasanah, Resti Siti dan Ellen Rusliati (2017), HARGA SAHAM DENGAN METODE DIVIDEND DISCOUNT MODEL DAN PICE TO BOOK VALUE, *Jurnal Riset Bisnis dan Manajemen (JRBM) | Vol. 10 No.2 Agustus 2017* : Universitas Pasundan

Hijrah, Muhamad,dkk (2015), ANALISIS KEWAJARAN HARGA SAHAM DAN KEPUTUSAN INVESTASI DENGAN METODE DIVIDEND DISCOUNT MODEL (Studi pada Perusahaan Semen yang Listing di Bursa Efek Indonesia Tahun 2009-2014), *Jurnal Administrasi Bisnis (JAB) | Vol.27 No.1 Oktober 2015*

Husnan, Suad (2009), *Dasar-dasar Teori Portofolio dan Analisis Sekuritas*, Edisi Keempat, Yogyakarta : UPP STIM YKPN

Hutomo, Ardhito Ario, dkk (2016), Analisis Dividend Discounted Model (DDM) Uuntuk Valuasi Harga Saham Sebagai Dasar Keputusan Investasi (Studi Pada Perusahaan Yang Terdaftar Di Indeks LQ-45 Periode 2012-2014), *Jurnal Administrasi Bisnis* : Universitas Brawijaya | Vol. 37 No.2 Agustus 2016



- Ismunani, Nurbani Aulia, dkk (2016), ANALISIS PENILAIAN HARGA WAJAR SAHAM MENGGUNAKAN PENDEKATAN DIVIDEND DISCOUNT MODEL, PRICE EARNING RATIO DAN PRICE TO BOOK VALUE (Studi pada Perusahaan Pertambangan Batubara yang Terdaftar di Indeks LQ45 Periode 2010-2014), *Performance – Vol.23 No.2 September 2016* (Unsoed)
- Josiyanto (2010), *Teori Portofolio Dan Analisis Investasi*, Edisi Ketujuh, Cetakan Pertama, Yogyakarta : BPFE
- Karniati, Ismik H, dkk (2016), Analisis Fundamental Untuk Menilai Kewajaran Harga Saham Dengan Dividend Discount Model (DDM) dan Price Earning Ratio (PER) Sebagai Dasar Pengambilan Keputusan Investasi (Studi Pada Subsektor Perbankan yang Listing di BEI Periode 2012-2014), *Jurnal Administrasi Bisnis : Universitas Brawijaya | Vol.33 No.1 April 2016*
- Suharno Dan F. Qudsi (2009), *Portofolio Investasi Dan Bursa Efek*, Edisi pertama, Yogyakarta : UPP STIM YKPN
- Tandelilin, Eduardus (2017), *Pasar Modal Manajemen Portofolio & Investasi*, Yogyakarta: KANISIUS

Hak Cipta Dilindungi Undang-Undang

Hak cipta milik IBI KKG (Institut Bisnis dan Informatika Kwik Kian Gie)

1. Dilarang mengutip sebagian atau seluruh karya tulis ini tanpa mencantumkan dan menyebutkan sumber:
 - a. Pengutipan hanya untuk kepentingan pendidikan, penelitian, penulisan karya ilmiah, penyusunan laporan, penulisan kritik dan tinjauan suatu masalah.
 - b. Pengutipan tidak merugikan kepentingan yang wajar IBIKKG.
2. Dilarang mengumumkan dan memperbanyak sebagian atau seluruh karya tulis ini dalam bentuk apapun tanpa izin IBIKKG.

Lampiran 1. Populasi Data dalam Penelitian

| NO | AUG 2015 - JAN 2016 | FEB 2016 - JUL 2016 | AUG 2016 - JAN 2017 |
|----|---------------------|---------------------|---------------------|
| 1 | AALI | AALI | AALI |
| 2 | ADHI | ADHI | ADHI |
| 3 | ADRO | ADRO | ADRO |
| 4 | AKRA | AKRA | AKRA |
| 5 | ASII | ANTM | ANTM |
| 6 | ASRI | ASII | ASII |
| 7 | BBCA | ASRI | ASRI |
| 8 | BBNI | BBCA | BBCA |
| 9 | BBRI | BBNI | BBNI |
| 10 | BBTN | BBRI | BBRI |
| 11 | BMRI | BBTN | BBTN |
| 12 | BMTR | BMRI | BMRI |
| 13 | BSDE | BMTR | BMTR |
| 14 | CPIN | BSDE | BSDE |
| 15 | EXCL | CPIN | CPIN |
| 16 | GGRM | GGRM | ELSA |
| 17 | ICBP | HMSP | GGRM |
| 18 | INCO | ICBP | HMSP |
| 19 | INDF | INCO | ICBP |
| 20 | INTP | INDF | INCO |
| 21 | ITMG | INTP | INDF |
| 22 | JSMR | JSMR | INTP |
| 23 | KLBF | KLBF | JSMR |
| 24 | LPKR | LPKR | KLBF |
| 25 | LPPF | LPPF | LPKR |
| 26 | LSIP | LSIP | LPPF |
| 27 | MNCN | MNCN | LSIP |
| 28 | MPPA | MPPA | MNCN |
| 29 | PGAS | MYRX | MPPA |
| 30 | PTBA | PGAS | MYRX |
| 31 | PTPP | PTBA | PGAS |
| 32 | PWON | PTPP | PTBA |
| 33 | SCMA | PWON | PTPP |
| 34 | SILO | SCMA | PWON |
| 35 | SMRG | SILO | SCMA |
| 36 | SMRA | SMGR | SILO |

Hak cipta milik IBI KKG (Institut Bisnis dan Informatika Kwik Kian Gie)

Institut Bisnis dan Informatika Kwik Kian Gie

Hak Cipta Dilindungi Undang-Undang

1. Dilarang mengutip sebagian atau seluruh karya tulis ini tanpa mencantumkan dan menyebutkan sumber:
 - a. Pengutipan hanya untuk kepentingan pendidikan, penelitian, penulisan karya ilmiah, penyusunan laporan, penulisan kritik dan tinjauan suatu masalah.
 - b. Pengutipan tidak merugikan kepentingan yang wajar IBIKKG.
2. Dilarang mengumumkan dan memperbanyak sebagian atau seluruh karya tulis ini dalam bentuk apapun tanpa izin IBIKKG.

Lampiran 1. Populasi Data dalam Penelitian (Lanjutan)

| NO | AUG 2015 - JAN 2016 | FEB 2016 - JUL 2016 | AUG 2016 - JAN 2017 |
|----|---------------------|---------------------|---------------------|
| 37 | SRIL | SMRA | SMGR |
| 38 | SSMS | SRIL | SMRA |
| 39 | TBIG | SSMS | SRIL |
| 40 | TLKM | TBIG | SSMS |
| 41 | UNTR | TLKM | TLKM |
| 42 | UNVR | UNTR | UNTR |
| 43 | WIKA | UNVR | UNVR |
| 44 | WSKT | WIKA | WIKA |
| 45 | WTON | WSKT | WSKT |

Hak cipta milik IBI KKG (Institut Bisnis dan Informatika Kwik Kian Gie)

Hak Cipta Dilindungi Undang-Undang

Institut Bisnis dan Informatika Kwik Kian Gie

1. Dilarang mengutip sebagian atau seluruh karya tulis ini tanpa mencantumkan dan menyebutkan sumber:
 - a. Pengutipan hanya untuk kepentingan pendidikan, penelitian, penulisan karya ilmiah, penyusunan laporan, penulisan kritik dan tinjauan suatu masalah.
 - b. Pengutipan tidak merugikan kepentingan yang wajar IBIKKG.
2. Dilarang mengumumkan dan memperbanyak sebagian atau seluruh karya tulis ini dalam bentuk apapun tanpa izin IBIKKG.



Lampiran 2. Laporan Keuangan ADRO

© Hak cipta milik IBI KKG (Institut Bisnis dan Informatika Kwik Kian Gie)

Hak Cipta Dilindungi Undang-Undang

Institut Bisnis dan Informatika Kwik Kian Gie

1. Dilarang mengutip sebagian atau seluruh karya tulis ini tanpa mencantumkan dan menyebutkan sumber:
 - a. Pengutipan hanya untuk kepentingan pendidikan, penelitian, penulisan karya ilmiah, penyusunan laporan, penulisan kritik dan tinjauan suatu masalah.
 - b. Pengutipan tidak merugikan kepentingan yang wajar IBIKKG.
2. Dilarang mengumumkan dan memperbanyak sebagian atau seluruh karya tulis ini dalam bentuk apapun tanpa izin IBIKKG.



ADARO ENERGY TBK.

Company Profile

PT Adaro Energy Tbk. was established July 28th, 2004. The Company is engaged in trading, services, industry, coal hauling, workshop activities, mining and construction. The Company's subsidiaries are engaged in coal mining, coal trading, mining contractor services, infrastructure, coal logistics and power generation activities.

The Company commenced its commercial operations in July 2005. The Company's head office is domiciled in Jakarta and located at Menara Karya Building, 23rd Floor, Jln. H.R. Rasuna Said Block X-5, Kav. 1-2, South Jakarta.

PT Adaro Energy Tbk. is a vertically integrated group; in addition to its core mining subsidiary Adaro Indonesia, it owns subsidiaries along the length of its coal supply chain from pit to port to power, including in mining, barging, shiploading, dredging, port services, marketing and power generation.

The subsidiaries combine with a range of contractors to produce and deliver coal with industry-leading efficiency and low cost.

As March 31st, 2017, the Group had 8,032 permanent employees.

August 2017

Disclaimer:

The facts and opinions stated or expressed in this publication are for information purposes only and are not necessarily and must not be relied upon as being those of the publisher or of the institutions for which the contributing authors work. Although every care has been taken to ensure the accuracy of the information contained within the publication it should not be by any person relied upon as the basis for taking any action or making any decision. The Indonesia Stock Exchange cannot be held liable or otherwise responsible in anyway for any advice action taken or decision made on the basis of the facts and opinions stated or expressed or stated within this publication.



Lampiran 2. Laporan Keuangan ADRO (Lanjutan)

ADRO Adaro Energy Tbk. [S]

COMPANY REPORT : JULY 2017

Main Board
Industry Sector : Mining (2)
Industry Sub Sector : Coal Mining (21)

As of 31 July 2017
Individual Index : 162.273
Listed Shares : 31,985,962,000
Market Capitalization : 57,094,942,170,000

19 | 57.1T | 0.89% | 58.73%
25 | 15.8T | 0.84% | 59.39%

COMPANY HISTORY
Established Date : 28-Jul-2004
Listing Date : 16-Jul-2008
Under Writer IPO : PT Danatama Makmur
Securities Administration Bureau : PT Ficomindo Buana Registrar
Mayapada Tower 10th Fl. Suite 02 B, Jln. Jend. Sudirman Kav. 28, Karet - Setiabudi, Jakarta 12920
Phone : (021) 521-2316, 2317
Fax : (021) 521-2320

SHAREHOLDERS (June 2017)
1. PT Adaro Strategic Investments 14,045,425,500 : 43.91%
2. Garibaldi Thohir 1,976,632,654 : 6.18%
3. Public (<5%) 15,963,903,846 : 49.91%

DIVIDEND ANNOUNCEMENT

| Year | Bonus Shares | Cash Dividend | Cum Date | Ex Date | Recording Date | Payment Date | F/I |
|------|--------------|---------------|-----------|-----------|----------------|--------------|-----|
| 2008 | | 11.80 | 25-Aug-09 | 26-Aug-09 | 28-Aug-09 | 11-Sep-09 | F |
| 2009 | | 12.00 | 11-Dec-09 | 14-Dec-09 | 16-Dec-09 | 30-Dec-09 | I |
| 2009 | | 17.00 | 02-Jun-10 | 03-Jun-10 | 07-Jun-10 | 18-Jun-10 | F |
| 2010 | | 9.85 | 26-Nov-10 | 29-Nov-10 | 01-Dec-10 | 10-Dec-10 | I |
| 2010 | | 20.50 | 27-May-11 | 30-May-11 | 01-Jun-11 | 09-Jun-11 | F |
| 2011 | | 21.35 | 28-Nov-11 | 29-Nov-11 | 01-Dec-11 | 09-Dec-11 | I |
| 2011 | | 53.66 | 29-May-12 | 30-May-12 | 01-Jun-12 | 12-Jun-12 | F |
| 2012 | | 12.13 | 29-May-12 | 30-May-12 | 01-Jun-12 | 12-Jun-12 | I |
| 2012 | | 10.65 | 26-Dec-12 | 27-Dec-12 | 02-Jan-13 | 15-Jan-13 | I |
| 2012 | | 12.36 | 29-May-13 | 30-May-13 | 03-Jun-13 | 12-Jun-13 | F |
| 2013 | | 15.30 | 24-Dec-13 | 27-Dec-13 | 02-Jan-14 | 16-Jan-14 | I |
| 2013 | | 13.47 | 26-May-14 | 28-May-14 | 02-Jun-14 | 12-Jun-14 | F |
| 2014 | | 11.73 | 24-Dec-14 | 29-Dec-14 | 02-Jan-15 | 16-Jan-15 | I |
| 2014 | | 18.52 | 30-Apr-15 | 04-May-15 | 06-May-15 | 27-May-15 | F |
| 2015 | | 15.29 | 28-Dec-15 | 29-Dec-15 | 04-Jan-16 | 15-Jan-16 | I |
| 2015 | | 17.51 | 25-Apr-16 | 26-Apr-16 | 28-Apr-16 | 20-May-16 | F |
| 2016 | | 25.62 | 28-Dec-16 | 29-Dec-16 | 03-Jan-17 | 13-Jan-17 | I |
| 2016 | | 16.78 | 04-May-17 | 05-May-17 | 09-May-17 | 26-May-17 | F |

ISSUED HISTORY

| No. | Type of Listing | Shares | Listing Date | Trading Date |
|-----|-----------------|----------------|--------------|--------------|
| 1. | First Issue | 11,139,331,000 | 16-Jul-08 | 16-Jul-08 |
| 2. | Company Listing | 20,846,631,000 | 16-Jul-08 | 16-Apr-09 |

BOARD OF COMMISSIONERS
1. Edwin Soeryadjaya
2. Arini Saraswaty Subianto
3. Palgunadi Tatit Setyawan *)
4. Raden Pardede *)
5. Theodore Permadi Rachmat
*) Independent Commissioners

BOARD OF DIRECTORS
1. Garibaldi Thohir
2. Chia Ah Hoo
3. Christian Ariano Rachmat
4. David Tendian
5. Julius Aslan
6. M. Syah Indra Aman
7. Siswanto Prawiroatmodjo

AUDIT COMMITTEE
1. Palgunadi Tatit Setyawan
2. Irwandy Arif
3. Mamat Ma'mun

CORPORATE SECRETARY
Mahardika Putranto

HEAD OFFICE
Menara Karya 22nd Fl.
Jln. H.R. Rasuna Said, Blok X-5, Kav. 1 - 2
Jakarta 12950
Phone : (021) 2553-3000
Fax : (021) 2559-3083
Homepage : www.adaro.com
Email : mahardika.putranto@ptadaro.com

Hak Cipta Dilindungi Undang-Undang

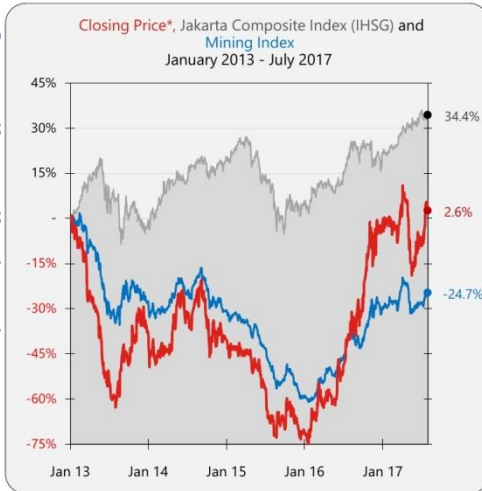
Institut Bisnis dan Informatika Kwik Kian Gie

1. Dilarang mengutip sebagian atau seluruh karya tulis ini tanpa mencantumkan dan menyebutkan sumber:
 - a. Pengutipan hanya untuk kepentingan pendidikan, penelitian, penulisan karya ilmiah, penyusunan laporan, penulisan kritik dan tinjauan suatu masalah.
 - b. Pengutipan tidak merugikan kepentingan yang wajar IBIKKG.
2. Dilarang mengemukakan dan memperbanyak sebagian atau seluruh karya tulis ini dalam bentuk apapun tanpa izin IBIKKG.



Lampiran 2. Laporan Keuangan ADRO (Lanjutan)

ADRO Adaro Energy Tbk. [S]



| Month | Closing Price | | | Freq. (X) | Volume (Thou. Sh.) | Value (Million Rp) | Day |
|--------|---------------|-------|-------|-----------|--------------------|--------------------|-----|
| | High | Low | Close | | | | |
| Jan-13 | 1,770 | 1,590 | 1,650 | 35,702 | 693,704 | 1,175,414 | 21 |
| Feb-13 | 1,680 | 1,550 | 1,570 | 29,234 | 578,305 | 922,195 | 20 |
| Mar-13 | 1,580 | 1,250 | 1,310 | 34,568 | 1,179,303 | 1,701,990 | 19 |
| Apr-13 | 1,370 | 1,190 | 1,230 | 28,764 | 699,841 | 898,296 | 22 |
| May-13 | 1,240 | 920 | 930 | 40,369 | 1,088,707 | 1,179,144 | 22 |
| Jun-13 | 930 | 750 | 860 | 46,114 | 1,004,249 | 849,300 | 19 |
| Jul-13 | 860 | 670 | 700 | 38,801 | 1,288,624 | 930,027 | 23 |
| Aug-13 | 940 | 640 | 930 | 42,185 | 1,653,523 | 1,307,578 | 17 |
| Sep-13 | 1,030 | 870 | 900 | 45,303 | 1,566,310 | 1,494,923 | 21 |
| Oct-13 | 1,130 | 890 | 1,020 | 42,712 | 1,230,844 | 1,250,459 | 21 |
| Nov-13 | 1,240 | 1,010 | 1,130 | 49,717 | 1,820,926 | 2,085,692 | 20 |
| Dec-13 | 1,250 | 1,040 | 1,090 | 35,467 | 1,059,797 | 1,223,837 | 19 |

| | | | | | | | |
|--------|-------|-------|-------|--------|-----------|-----------|----|
| Jan-14 | 1,110 | 870 | 950 | 67,166 | 1,717,526 | 1,651,052 | 20 |
| Feb-14 | 995 | 880 | 995 | 52,885 | 1,197,188 | 1,126,593 | 20 |
| Mar-14 | 1,040 | 945 | 980 | 59,759 | 1,369,759 | 1,357,397 | 20 |
| Apr-14 | 1,205 | 930 | 1,185 | 55,961 | 1,295,481 | 1,355,337 | 20 |
| May-14 | 1,320 | 1,100 | 1,225 | 60,224 | 1,439,612 | 1,768,558 | 18 |
| Jun-14 | 1,340 | 1,130 | 1,175 | 59,842 | 1,173,729 | 1,460,502 | 21 |
| Jul-14 | 1,210 | 1,080 | 1,185 | 58,308 | 1,079,081 | 1,241,003 | 18 |
| Aug-14 | 1,350 | 1,170 | 1,315 | 67,428 | 1,186,836 | 1,515,182 | 20 |
| Sep-14 | 1,390 | 1,150 | 1,175 | 58,209 | 927,416 | 1,196,582 | 22 |
| Oct-14 | 1,185 | 920 | 1,135 | 87,590 | 1,641,955 | 1,706,381 | 23 |
| Nov-14 | 1,150 | 980 | 1,080 | 55,494 | 1,174,713 | 1,247,984 | 20 |
| Dec-14 | 1,145 | 995 | 1,040 | 47,125 | 1,050,501 | 1,123,969 | 20 |

| | | | | | | | |
|--------|-------|-----|-------|--------|-----------|-----------|----|
| Jan-15 | 1,050 | 925 | 1,000 | 70,943 | 1,137,115 | 1,117,884 | 21 |
| Feb-15 | 1,025 | 940 | 960 | 53,979 | 1,400,629 | 1,385,742 | 19 |
| Mar-15 | 1,035 | 935 | 950 | 61,722 | 1,137,398 | 1,117,337 | 22 |
| Apr-15 | 990 | 835 | 875 | 49,786 | 716,447 | 686,954 | 21 |
| May-15 | 940 | 835 | 860 | 42,790 | 883,826 | 789,582 | 19 |
| Jun-15 | 925 | 755 | 760 | 44,264 | 547,730 | 454,253 | 21 |
| Jul-15 | 775 | 550 | 590 | 58,960 | 1,163,030 | 730,274 | 19 |
| Aug-15 | 650 | 467 | 595 | 66,912 | 1,314,901 | 741,787 | 20 |
| Sep-15 | 630 | 510 | 535 | 44,300 | 786,360 | 457,284 | 21 |
| Oct-15 | 710 | 515 | 595 | 72,138 | 1,316,804 | 825,705 | 21 |
| Nov-15 | 660 | 525 | 550 | 40,268 | 801,156 | 481,184 | 21 |
| Dec-15 | 560 | 441 | 515 | 41,140 | 771,262 | 409,713 | 19 |

| | | | | | | | |
|--------|-------|-------|-------|---------|-----------|-----------|----|
| Jan-16 | 540 | 437 | 525 | 49,972 | 717,704 | 348,594 | 20 |
| Feb-16 | 655 | 500 | 605 | 49,294 | 992,131 | 591,215 | 20 |
| Mar-16 | 800 | 610 | 645 | 78,161 | 1,559,369 | 1,113,338 | 21 |
| Apr-16 | 770 | 645 | 730 | 62,752 | 1,311,115 | 936,423 | 21 |
| May-16 | 730 | 655 | 710 | 42,427 | 699,543 | 490,135 | 20 |
| Jun-16 | 945 | 705 | 850 | 85,576 | 2,086,354 | 1,771,262 | 22 |
| Jul-16 | 1,090 | 860 | 1,040 | 57,749 | 1,195,084 | 1,207,282 | 16 |
| Aug-16 | 1,200 | 1,015 | 1,150 | 92,405 | 1,438,700 | 1,627,227 | 22 |
| Sep-16 | 1,290 | 1,105 | 1,205 | 82,920 | 1,003,718 | 1,206,185 | 21 |
| Oct-16 | 1,605 | 1,250 | 1,585 | 93,165 | 1,240,670 | 1,799,252 | 21 |
| Nov-16 | 1,735 | 1,465 | 1,530 | 142,999 | 1,757,498 | 2,829,944 | 22 |
| Dec-16 | 1,770 | 1,580 | 1,695 | 78,919 | 1,195,610 | 1,863,543 | 20 |

| | | | | | | | |
|--------|-------|-------|-------|--------|---------|-----------|----|
| Jan-17 | 1,760 | 1,655 | 1,695 | 73,011 | 531,367 | 911,947 | 21 |
| Feb-17 | 1,755 | 1,615 | 1,695 | 53,483 | 535,620 | 910,453 | 19 |
| Mar-17 | 1,845 | 1,565 | 1,750 | 81,339 | 704,697 | 1,205,722 | 22 |
| Apr-17 | 1,940 | 1,770 | 1,775 | 61,224 | 604,434 | 1,125,829 | 17 |
| May-17 | 1,795 | 1,395 | 1,520 | 81,970 | 937,416 | 1,429,528 | 20 |
| Jun-17 | 1,670 | 1,465 | 1,580 | 60,421 | 531,927 | 841,432 | 15 |
| Jul-17 | 1,850 | 1,565 | 1,785 | 69,632 | 778,160 | 1,330,716 | 21 |

| SHARES TRADED | 2013 | 2014 | 2015 | 2016 | Jul-17 |
|----------------------|--------|--------|--------|--------|--------|
| Volume (Million Sh.) | 13,864 | 15,254 | 11,977 | 15,197 | 4,624 |
| Value (Billion Rp) | 15,019 | 16,751 | 9,198 | 15,784 | 7,756 |
| Frequency (Thou. X) | 469 | 730 | 647 | 916 | 481 |
| Days | 244 | 242 | 244 | 246 | 135 |
| Price (Rupiah) | | | | | |
| High | 1,770 | 1,390 | 1,050 | 1,770 | 1,940 |
| Low | 640 | 870 | 441 | 437 | 1,395 |
| Close | 1,090 | 1,040 | 515 | 1,695 | 1,785 |
| Close* | 1,090 | 1,040 | 515 | 1,695 | 1,785 |
| PER (X) | 12.29 | 9.27 | 7.83 | 14.96 | 11.28 |
| PER Industry (X) | 20.76 | 3.23 | 0.60 | -4.41 | 6.07 |
| PBV (X) | 0.89 | 0.81 | 0.36 | 1.18 | 1.15 |

* Adjusted price after corporate action

Hak cipta milik IBI KKG (Institut Bisnis dan Informatika Kwik Kian Gie)

Institut Bisnis dan Informatika Kwik Kian Gie

Hak Cipta Dilindungi Undang-Undang

- Dilarang mengutip sebagian atau seluruh karya tulis ini tanpa mencantumkan dan menyebutkan sumber:
 - Pengutipan hanya untuk kepentingan pendidikan, penelitian, penulisan karya ilmiah, penyusunan laporan, penulisan kritik dan tinjauan suatu masalah.
 - Pengutipan tidak merugikan kepentingan yang wajar IBIKKG.
- Dilarang menggunakan dan memperbanyak sebagian atau seluruh karya tulis ini dalam bentuk apapun tanpa izin IBIKKG.



Lampiran 2. Laporan Keuangan ADRO (Lanjutan)



Hak cipta milik IBI KKG (Institut Bisnis dan Informatika Kwik Kian Gie)

Hak Cipta Dilindungi Undang-Undang

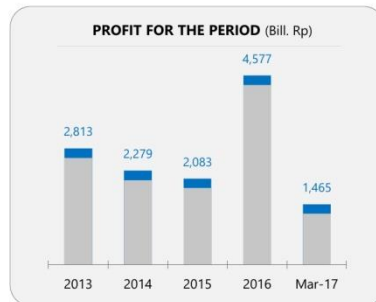
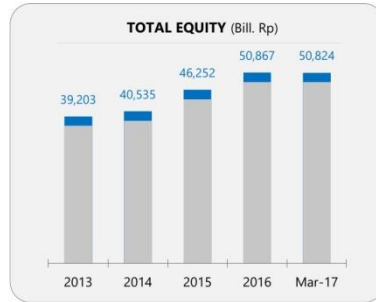
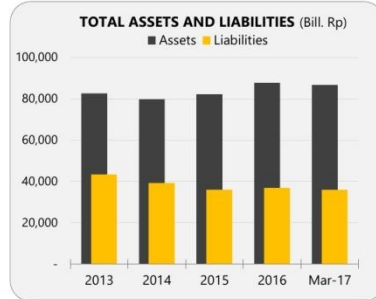
ADRO Adaro Energy Tbk. [S]

Financial Data and Ratios

Public Accountant : Tanudiredja, Wibisana, Rintis & Rekan (Member of PricewaterhouseCoopers Global Network)

Book End : December

| BALANCE SHEET | Dec-13 | Dec-14 | Dec-15 | Dec-16 | Mar-17 |
|--------------------------------------|------------|------------|------------|------------|------------|
| <i>(Million Rp except Par Value)</i> | | | | | |
| Cash & Cash Equivalents | 8,354,692 | 9,267,904 | 9,689,623 | 14,469,873 | 14,821,704 |
| Receivables | 3,822,657 | 3,571,196 | 2,732,288 | 4,099,162 | 4,454,396 |
| Inventories | 1,260,706 | 1,203,096 | 1,004,079 | 986,431 | 1,014,860 |
| Current Assets | 16,820,685 | 15,814,016 | 15,070,207 | 21,399,719 | 21,968,580 |
| Fixed Assets | 20,930,154 | 20,104,075 | 20,237,329 | 20,747,697 | 19,940,858 |
| Other Assets | 248,811 | 268,605 | 359,651 | 352,265 | 384,977 |
| Total Assets | 82,623,566 | 79,762,813 | 82,193,328 | 87,633,045 | 86,725,518 |
| Growth (%) | | -3.46% | 3.05% | 6.62% | -1.04% |
| Current Liabilities | 9,493,041 | 9,632,863 | 6,269,001 | 8,660,241 | 8,861,063 |
| Long Term Liabilities | 33,927,838 | 29,595,155 | 29,672,453 | 28,105,694 | 27,040,777 |
| Total Liabilities | 43,420,880 | 39,228,019 | 35,941,453 | 36,765,935 | 35,901,840 |
| Growth (%) | | -9.66% | -8.38% | 2.29% | -2.35% |
| Authorized Capital | 8,000,000 | 8,000,000 | 8,000,000 | 8,000,000 | 8,000,000 |
| Paid up Capital | 3,198,596 | 3,198,596 | 3,198,596 | 3,198,596 | 3,198,596 |
| Paid up Capital (Shares) | 31,986 | 31,986 | 31,986 | 31,986 | 31,986 |
| Par Value | 100 | 100 | 100 | 100 | 100 |
| Retained Earnings | 14,940,038 | 16,302,141 | 19,132,402 | 21,868,555 | 22,937,177 |
| Total Equity | 39,202,687 | 40,534,794 | 46,251,875 | 50,867,111 | 50,823,678 |
| Growth (%) | | 3.40% | 14.10% | 9.98% | -0.09% |
| INCOME STATEMENTS | Dec-13 | Dec-14 | Dec-15 | Dec-16 | Mar-17 |
| Total Revenues | 40,308,692 | 41,355,222 | 37,029,662 | 33,915,675 | 9,678,333 |
| Growth (%) | | 2.60% | -10.46% | -8.41% | |
| Cost of Revenues | 31,238,880 | 32,404,572 | 29,535,382 | 24,708,307 | 6,779,869 |
| Gross Profit | 9,069,812 | 8,950,649 | 7,494,280 | 9,207,368 | 2,898,463 |
| Expenses (Income) | 2,514,135 | 2,859,099 | 2,916,314 | 1,312,133 | 380,941 |
| Operating Profit | 6,555,677 | 6,091,551 | 4,577,967 | 7,895,235 | 2,517,522 |
| Growth (%) | | -7.08% | -24.85% | 72.46% | |
| Other Income (Expenses) | -1,411,062 | -2,091,648 | -716,019 | -552,193 | -99,162 |
| Income before Tax | 5,144,615 | 3,999,903 | 3,861,948 | 7,343,043 | 2,418,361 |
| Tax | 2,331,558 | 1,721,080 | 1,779,012 | 2,765,586 | 953,277 |
| Profit for the period | 2,813,057 | 2,278,822 | 2,082,935 | 4,577,457 | 1,465,084 |
| Growth (%) | | -18.99% | -8.60% | 119.76% | |
| Period Attributable | 2,837,204 | 2,212,327 | 2,102,757 | 4,495,968 | 1,293,935 |
| Comprehensive Income | 2,765,793 | 1,845,565 | 2,433,220 | 5,129,462 | 1,353,027 |
| Comprehensive Attributable | 2,774,247 | 1,811,888 | 2,467,512 | 5,031,916 | 1,163,350 |
| RATIOS | Dec-13 | Dec-14 | Dec-15 | Dec-16 | Mar-17 |
| Current Ratio (%) | 177.19 | 164.17 | 240.39 | 247.10 | 247.92 |
| Dividend (Rp) | 28.77 | 30.24 | 32.80 | 42.40 | - |
| EPS (Rp) | 88.70 | 69.17 | 65.74 | 140.56 | 40.45 |
| BV (Rp) | 1,225.62 | 1,267.27 | 1,446.01 | 1,590.29 | 1,588.94 |
| DAR (X) | 0.53 | 0.49 | 0.44 | 0.42 | 0.41 |
| DER(X) | 1.11 | 0.97 | 0.78 | 0.72 | 0.71 |
| ROA (%) | 3.40 | 2.86 | 2.53 | 5.22 | 1.69 |
| ROE (%) | 7.18 | 5.62 | 4.50 | 9.00 | 2.88 |
| GPM (%) | 22.50 | 21.64 | 20.24 | 27.15 | 29.95 |
| OPM (%) | 16.26 | 14.73 | 12.36 | 23.28 | 26.01 |
| NPM (%) | 6.98 | 5.51 | 5.63 | 13.50 | 15.14 |
| Payout Ratio (%) | 32.43 | 43.72 | 49.89 | 30.16 | - |
| Yield (%) | 2.64 | 2.91 | 6.37 | 2.50 | - |



1. Dilarang mengutip sebagian atau seluruh karya tulis ini tanpa mencantumkan dan menyebutkan sumber:
 - a. Pengutipan hanya untuk kepentingan pendidikan, penelitian, penulisan karya ilmiah, penyusunan laporan, penulisan kritik dan tinjauan suatu masalah.
 - b. Pengutipan tidak merugikan kepentingan yang wajar IBIKKG.
2. Dilarang mengemukakan dan memperbanyak sebagian atau seluruh karya tulis ini dalam bentuk apapun tanpa izin IBIKKG.

Institut Bisnis dan Informatika Kwik Kian Gie



Lampiran 3. Laporan Keuangan ASII

© Hak cipta milik IBI KKG (Institut Bisnis dan Informatika Kwik Kian Gie)

Hak Cipta Dilindungi Undang-Undang

Institut Bisnis dan Informatika Kwik Kian Gie

1. Dilarang mengutip sebagian atau seluruh karya tulis ini tanpa mencantumkan dan menyebutkan sumber:
 - a. Pengutipan hanya untuk kepentingan pendidikan, penelitian, penulisan karya ilmiah, penyusunan laporan, penulisan kritik dan tinjauan suatu masalah.
 - b. Pengutipan tidak merugikan kepentingan yang wajar IBIKKG.
2. Dilarang mengumumkan dan memperbanyak sebagian atau seluruh karya tulis ini dalam bentuk apapun tanpa izin IBIKKG.



ASTRA INTERNATIONAL TBK.

Company Profile

PT Astra International Tbk. was established in 1957 as PT Astra International Incorporated. In 1990, the company changed its name to PT Astra International Tbk.

The scope of the company's activities as set out in its Articles of Association are to engage in general trading, industry, mining, transportation, agriculture, construction and consultancy services. The subsidiaries' main activities are the assembly and distribution of automobiles, motorcycles and related spare parts, heavy equipment sales and rentals, mining and related services, development of plantation, financial services, infrastructure, and information technology.

The Company's largest shareholder is Jardine Cycle & Carriage Ltd., a company incorporated in Singapore. Jardine Cycle & Carriage Ltd. is a subsidiary of Jardine Matheson Holdings Ltd., a company incorporated in Bermuda.

The number of employees including joint ventures and associates, as at June 30th, 2017 was 215,338 employees.

August 2017

Disclaimer:

The facts and opinions stated or expressed in this publication are for information purposes only and are not necessarily and must not be relied upon as being those of the publisher or of the institutions for which the contributing authors work. Although every care has been taken to ensure the accuracy of the information contained within the publication it should not be by any person relied upon as the basis for taking any action or making any decision. The Indonesia Stock Exchange cannot be held liable or otherwise responsible in anyway for any advice action taken or decision made on the basis of the facts and opinions stated or expressed or stated within this publication.



Lampiran 3. Laporan Keuangan ASII (Lanjutan)

| ASII Astra International Tbk. [S] | | As of 31 July 2017 | | | | | | | | | | | | | | | | | | | | | | | | | | | | | | | | | | | | | | | | | | | | | | | | | | | | | | | | | | | | | | | | | | | | | | | | | | | | | | | | | | | | | | | | | | | | | | | | | | | | | | | | | | | | | | | | | | | | | | | | | | | | | | | | | | | | | | | | | | | | | | | | | | | | | | | | | | | | | | | | | | | | | | | | | | | | | | | | | | | | | | | | | | | | | | | | | | | | | | | | | | | | | | | | | | | | | | | | | | | | | | | | | |
|--|----------------------|--|---------------------|--------------|-----------------|---------------|--------------|--------------|----------------|--------------|------------|-----------|-----------|-------|-----------------|------------|--------------|-----------|----|-----------------|-------------|--------------|-----------|-----------|-----------|-----------|--------------|-----------|----|-------------|---------------|--------------|-----------|-----------|--------------|-------------|-----------|-----------|-----------|---------------|-----------|--------------|-----------|------|-------------|----------------|--------------|-----------|-----------|------------------|-------------|--------------|-----------|--------|-----------|-----------|--------------|-----------|-----|---------------------|------------|--------------|-----------|-----------|----------------------|------------|--------------|-----------|--|--------|-----------|-----------|-----------|-----------|---|------|--|--------|-----------|-----------|-----------|-----------|---|------|--|--------|-----------|-----------|-----------|-----------|---|------|--|--------|-----------|-----------|-----------|-----------|---|------|--|--------|-----------|-----------|-----------|-----------|---|------|--|--------|-----------|-----------|-----------|-----------|---|------|--|--------|-----------|-----------|-----------|-----------|---|------|--|--------|-----------|-----------|-----------|-----------|---|------|--|--------|-----------|-----------|-----------|-----------|---|------|--|----------|-----------|-----------|-----------|-----------|---|------|--|-------|-----------|-----------|-----------|-----------|---|------|--|--------|-----------|-----------|-----------|-----------|---|------|--|-------|-----------|-----------|-----------|-----------|---|------|--|--------|-----------|-----------|-----------|-----------|---|------|--|-------|-----------|-----------|-----------|-----------|---|------|--|--------|-----------|-----------|-----------|-----------|---|------|--|-------|-----------|-----------|-----------|-----------|---|------|--|--------|-----------|-----------|-----------|-----------|---|------|--|-------|-----------|-----------|-----------|-----------|---|------|--|--------|-----------|-----------|-----------|-----------|---|
| COMPANY REPORT : JULY 2017 | | Individual Index : | 5,703.069 | | | | | | | | | | | | | | | | | | | | | | | | | | | | | | | | | | | | | | | | | | | | | | | | | | | | | | | | | | | | | | | | | | | | | | | | | | | | | | | | | | | | | | | | | | | | | | | | | | | | | | | | | | | | | | | | | | | | | | | | | | | | | | | | | | | | | | | | | | | | | | | | | | | | | | | | | | | | | | | | | | | | | | | | | | | | | | | | | | | | | | | | | | | | | | | | | | | | | | | | | | | | | | | | | | | | | | | | | | | | | | | | |
| Main Board | | Listed Shares : | 40,483,553,140 | | | | | | | | | | | | | | | | | | | | | | | | | | | | | | | | | | | | | | | | | | | | | | | | | | | | | | | | | | | | | | | | | | | | | | | | | | | | | | | | | | | | | | | | | | | | | | | | | | | | | | | | | | | | | | | | | | | | | | | | | | | | | | | | | | | | | | | | | | | | | | | | | | | | | | | | | | | | | | | | | | | | | | | | | | | | | | | | | | | | | | | | | | | | | | | | | | | | | | | | | | | | | | | | | | | | | | | | | | | | | | | | |
| Industry Sector : Miscellaneous Industry (4) | | Market Capitalization : | 322,856,336,291,500 | | | | | | | | | | | | | | | | | | | | | | | | | | | | | | | | | | | | | | | | | | | | | | | | | | | | | | | | | | | | | | | | | | | | | | | | | | | | | | | | | | | | | | | | | | | | | | | | | | | | | | | | | | | | | | | | | | | | | | | | | | | | | | | | | | | | | | | | | | | | | | | | | | | | | | | | | | | | | | | | | | | | | | | | | | | | | | | | | | | | | | | | | | | | | | | | | | | | | | | | | | | | | | | | | | | | | | | | | | | | | | | | |
| Industry Sub Sector : Automotive And Components (42) | | | | | | | | | | | | | | | | | | | | | | | | | | | | | | | | | | | | | | | | | | | | | | | | | | | | | | | | | | | | | | | | | | | | | | | | | | | | | | | | | | | | | | | | | | | | | | | | | | | | | | | | | | | | | | | | | | | | | | | | | | | | | | | | | | | | | | | | | | | | | | | | | | | | | | | | | | | | | | | | | | | | | | | | | | | | | | | | | | | | | | | | | | | | | | | | | | | | | | | | | | | | | | | | | | | | | | | | | | | | | | | | | | | |
| | | | | | | | | | | | | | | | | | | | | | | | | | | | | | | | | | | | | | | | | | | | | | | | | | | | | | | | | | | | | | | | | | | | | | | | | | | | | | | | | | | | | | | | | | | | | | | | | | | | | | | | | | | | | | | | | | | | | | | | | | | | | | | | | | | | | | | | | | | | | | | | | | | | | | | | | | | | | | | | | | | | | | | | | | | | | | | | | | | | | | | | | | | | | | | | | | | | | | | | | | | | | | | | | | | | | | | | | | | | | | | | | | | | |
| COMPANY HISTORY | | SHAREHOLDERS (June 2017) | | | | | | | | | | | | | | | | | | | | | | | | | | | | | | | | | | | | | | | | | | | | | | | | | | | | | | | | | | | | | | | | | | | | | | | | | | | | | | | | | | | | | | | | | | | | | | | | | | | | | | | | | | | | | | | | | | | | | | | | | | | | | | | | | | | | | | | | | | | | | | | | | | | | | | | | | | | | | | | | | | | | | | | | | | | | | | | | | | | | | | | | | | | | | | | | | | | | | | | | | | | | | | | | | | | | | | | | | | | | | | | | | |
| Established Date : 20-Feb-1957 | | 1. Jardine Cycle & Carriage Limited : 20,288,255,040 : 50.11% | | | | | | | | | | | | | | | | | | | | | | | | | | | | | | | | | | | | | | | | | | | | | | | | | | | | | | | | | | | | | | | | | | | | | | | | | | | | | | | | | | | | | | | | | | | | | | | | | | | | | | | | | | | | | | | | | | | | | | | | | | | | | | | | | | | | | | | | | | | | | | | | | | | | | | | | | | | | | | | | | | | | | | | | | | | | | | | | | | | | | | | | | | | | | | | | | | | | | | | | | | | | | | | | | | | | | | | | | | | | | | | | | |
| Listing Date : 04-Apr-1990 | | 2. Public (<5%) : 20,195,298,100 : 49.89% | | | | | | | | | | | | | | | | | | | | | | | | | | | | | | | | | | | | | | | | | | | | | | | | | | | | | | | | | | | | | | | | | | | | | | | | | | | | | | | | | | | | | | | | | | | | | | | | | | | | | | | | | | | | | | | | | | | | | | | | | | | | | | | | | | | | | | | | | | | | | | | | | | | | | | | | | | | | | | | | | | | | | | | | | | | | | | | | | | | | | | | | | | | | | | | | | | | | | | | | | | | | | | | | | | | | | | | | | | | | | | | | | |
| Under Writer IPO : PT Danareksa Sekuritas | | DIVIDEND ANNOUNCEMENT | | | | | | | | | | | | | | | | | | | | | | | | | | | | | | | | | | | | | | | | | | | | | | | | | | | | | | | | | | | | | | | | | | | | | | | | | | | | | | | | | | | | | | | | | | | | | | | | | | | | | | | | | | | | | | | | | | | | | | | | | | | | | | | | | | | | | | | | | | | | | | | | | | | | | | | | | | | | | | | | | | | | | | | | | | | | | | | | | | | | | | | | | | | | | | | | | | | | | | | | | | | | | | | | | | | | | | | | | | | | | | | | | |
| Securities Administration Bureau : PT Raya Saham Registra | | <table border="1"> <thead> <tr> <th>Year</th> <th>Bonus Shares</th> <th>Cash Dividend</th> <th>Cum Date</th> <th>Ex Date</th> <th>Recording Date</th> <th>Payment Date</th> <th>F/I</th> </tr> </thead> <tbody> <tr><td>1995</td><td></td><td>90.00</td><td>25-Jun-96</td><td>26-Jun-96</td><td>04-Jul-96</td><td>31-Jul-96</td><td>F</td></tr> <tr><td>1996</td><td></td><td>120.00</td><td>30-Jun-97</td><td>01-Jul-97</td><td>09-Jul-97</td><td>29-Jul-97</td><td>F</td></tr> <tr><td>2003</td><td></td><td>50.00</td><td>01-Dec-03</td><td>02-Dec-03</td><td>04-Dec-03</td><td>18-Dec-03</td><td>I</td></tr> <tr><td>2003</td><td></td><td>170.00</td><td>28-Jun-04</td><td>29-Jun-04</td><td>01-Jul-04</td><td>14-Jul-04</td><td>F</td></tr> <tr><td>2004</td><td></td><td>100.00</td><td>01-Nov-04</td><td>02-Nov-04</td><td>04-Nov-04</td><td>12-Nov-04</td><td>F</td></tr> <tr><td>2005</td><td></td><td>270.00</td><td>16-Jun-05</td><td>17-Jun-05</td><td>21-Jun-05</td><td>04-Jul-05</td><td></td></tr> <tr><td>2005</td><td></td><td>100.00</td><td>09-Nov-05</td><td>10-Nov-05</td><td>14-Nov-05</td><td>24-Nov-05</td><td>I</td></tr> <tr><td>2005</td><td></td><td>340.00</td><td>15-Jun-06</td><td>16-Jun-06</td><td>20-Jun-06</td><td>04-Jul-06</td><td>F</td></tr> <tr><td>2006</td><td></td><td>150.00</td><td>20-Oct-06</td><td>30-Oct-06</td><td>01-Nov-06</td><td>15-Nov-06</td><td>I</td></tr> <tr><td>2006</td><td></td><td>290.00</td><td>14-Jun-07</td><td>15-Jun-07</td><td>19-Jun-07</td><td>03-Jul-07</td><td>F</td></tr> <tr><td>2007</td><td></td><td>160.00</td><td>29-Oct-07</td><td>30-Oct-07</td><td>01-Nov-07</td><td>15-Nov-07</td><td>I</td></tr> <tr><td>2008</td><td></td><td>300.00</td><td>28-Oct-08</td><td>29-Oct-08</td><td>31-Oct-08</td><td>14-Nov-08</td><td>I</td></tr> <tr><td>2008</td><td></td><td>570.00</td><td>17-Jun-09</td><td>18-Jun-09</td><td>22-Jun-09</td><td>03-Jul-09</td><td>F</td></tr> <tr><td>2009</td><td></td><td>830.00</td><td>16-Jun-10</td><td>17-Jun-10</td><td>21-Jun-10</td><td>05-Jul-10</td><td>F</td></tr> <tr><td>2010</td><td></td><td>470.00</td><td>27-Oct-10</td><td>28-Oct-10</td><td>01-Nov-10</td><td>15-Nov-10</td><td>I</td></tr> <tr><td>2011</td><td></td><td>600.00</td><td>26-Oct-11</td><td>27-Oct-11</td><td>31-Oct-11</td><td>14-Nov-11</td><td>I</td></tr> <tr><td>2011</td><td></td><td>1,380.00</td><td>16-May-12</td><td>21-May-12</td><td>23-May-12</td><td>06-Jun-12</td><td>F</td></tr> <tr><td>2012</td><td></td><td>66.00</td><td>18-Oct-12</td><td>19-Oct-12</td><td>23-Oct-12</td><td>07-Nov-12</td><td>I</td></tr> <tr><td>2012</td><td></td><td>150.00</td><td>20-May-13</td><td>21-May-13</td><td>23-May-13</td><td>07-Jun-13</td><td>F</td></tr> <tr><td>2013</td><td></td><td>64.00</td><td>10-Oct-13</td><td>11-Oct-13</td><td>17-Oct-13</td><td>31-Oct-13</td><td>I</td></tr> <tr><td>2013</td><td></td><td>152.00</td><td>22-May-14</td><td>23-May-14</td><td>28-May-14</td><td>12-Jun-14</td><td>F</td></tr> <tr><td>2014</td><td></td><td>64.00</td><td>14-Oct-14</td><td>15-Oct-14</td><td>17-Oct-14</td><td>31-Oct-14</td><td>I</td></tr> <tr><td>2014</td><td></td><td>152.00</td><td>06-May-15</td><td>07-May-15</td><td>11-May-15</td><td>29-May-15</td><td>F</td></tr> <tr><td>2015</td><td></td><td>64.00</td><td>25-Sep-15</td><td>28-Sep-15</td><td>30-Sep-15</td><td>21-Oct-15</td><td>I</td></tr> <tr><td>2015</td><td></td><td>113.00</td><td>04-May-16</td><td>09-May-16</td><td>11-May-16</td><td>27-May-16</td><td>F</td></tr> <tr><td>2016</td><td></td><td>55.00</td><td>26-Sep-16</td><td>27-Sep-16</td><td>29-Sep-16</td><td>21-Oct-16</td><td>I</td></tr> <tr><td>2016</td><td></td><td>113.00</td><td>28-Apr-17</td><td>02-May-17</td><td>04-May-17</td><td>19-May-17</td><td>F</td></tr> </tbody> </table> | | Year | Bonus Shares | Cash Dividend | Cum Date | Ex Date | Recording Date | Payment Date | F/I | 1995 | | 90.00 | 25-Jun-96 | 26-Jun-96 | 04-Jul-96 | 31-Jul-96 | F | 1996 | | 120.00 | 30-Jun-97 | 01-Jul-97 | 09-Jul-97 | 29-Jul-97 | F | 2003 | | 50.00 | 01-Dec-03 | 02-Dec-03 | 04-Dec-03 | 18-Dec-03 | I | 2003 | | 170.00 | 28-Jun-04 | 29-Jun-04 | 01-Jul-04 | 14-Jul-04 | F | 2004 | | 100.00 | 01-Nov-04 | 02-Nov-04 | 04-Nov-04 | 12-Nov-04 | F | 2005 | | 270.00 | 16-Jun-05 | 17-Jun-05 | 21-Jun-05 | 04-Jul-05 | | 2005 | | 100.00 | 09-Nov-05 | 10-Nov-05 | 14-Nov-05 | 24-Nov-05 | I | 2005 | | 340.00 | 15-Jun-06 | 16-Jun-06 | 20-Jun-06 | 04-Jul-06 | F | 2006 | | 150.00 | 20-Oct-06 | 30-Oct-06 | 01-Nov-06 | 15-Nov-06 | I | 2006 | | 290.00 | 14-Jun-07 | 15-Jun-07 | 19-Jun-07 | 03-Jul-07 | F | 2007 | | 160.00 | 29-Oct-07 | 30-Oct-07 | 01-Nov-07 | 15-Nov-07 | I | 2008 | | 300.00 | 28-Oct-08 | 29-Oct-08 | 31-Oct-08 | 14-Nov-08 | I | 2008 | | 570.00 | 17-Jun-09 | 18-Jun-09 | 22-Jun-09 | 03-Jul-09 | F | 2009 | | 830.00 | 16-Jun-10 | 17-Jun-10 | 21-Jun-10 | 05-Jul-10 | F | 2010 | | 470.00 | 27-Oct-10 | 28-Oct-10 | 01-Nov-10 | 15-Nov-10 | I | 2011 | | 600.00 | 26-Oct-11 | 27-Oct-11 | 31-Oct-11 | 14-Nov-11 | I | 2011 | | 1,380.00 | 16-May-12 | 21-May-12 | 23-May-12 | 06-Jun-12 | F | 2012 | | 66.00 | 18-Oct-12 | 19-Oct-12 | 23-Oct-12 | 07-Nov-12 | I | 2012 | | 150.00 | 20-May-13 | 21-May-13 | 23-May-13 | 07-Jun-13 | F | 2013 | | 64.00 | 10-Oct-13 | 11-Oct-13 | 17-Oct-13 | 31-Oct-13 | I | 2013 | | 152.00 | 22-May-14 | 23-May-14 | 28-May-14 | 12-Jun-14 | F | 2014 | | 64.00 | 14-Oct-14 | 15-Oct-14 | 17-Oct-14 | 31-Oct-14 | I | 2014 | | 152.00 | 06-May-15 | 07-May-15 | 11-May-15 | 29-May-15 | F | 2015 | | 64.00 | 25-Sep-15 | 28-Sep-15 | 30-Sep-15 | 21-Oct-15 | I | 2015 | | 113.00 | 04-May-16 | 09-May-16 | 11-May-16 | 27-May-16 | F | 2016 | | 55.00 | 26-Sep-16 | 27-Sep-16 | 29-Sep-16 | 21-Oct-16 | I | 2016 | | 113.00 | 28-Apr-17 | 02-May-17 | 04-May-17 | 19-May-17 | F |
| Year | Bonus Shares | Cash Dividend | Cum Date | Ex Date | Recording Date | Payment Date | F/I | | | | | | | | | | | | | | | | | | | | | | | | | | | | | | | | | | | | | | | | | | | | | | | | | | | | | | | | | | | | | | | | | | | | | | | | | | | | | | | | | | | | | | | | | | | | | | | | | | | | | | | | | | | | | | | | | | | | | | | | | | | | | | | | | | | | | | | | | | | | | | | | | | | | | | | | | | | | | | | | | | | | | | | | | | | | | | | | | | | | | | | | | | | | | | | | | | | | | | | | | | | | | | | | | | | | | | | | | | | | |
| 1995 | | 90.00 | 25-Jun-96 | 26-Jun-96 | 04-Jul-96 | 31-Jul-96 | F | | | | | | | | | | | | | | | | | | | | | | | | | | | | | | | | | | | | | | | | | | | | | | | | | | | | | | | | | | | | | | | | | | | | | | | | | | | | | | | | | | | | | | | | | | | | | | | | | | | | | | | | | | | | | | | | | | | | | | | | | | | | | | | | | | | | | | | | | | | | | | | | | | | | | | | | | | | | | | | | | | | | | | | | | | | | | | | | | | | | | | | | | | | | | | | | | | | | | | | | | | | | | | | | | | | | | | | | | | | | |
| 1996 | | 120.00 | 30-Jun-97 | 01-Jul-97 | 09-Jul-97 | 29-Jul-97 | F | | | | | | | | | | | | | | | | | | | | | | | | | | | | | | | | | | | | | | | | | | | | | | | | | | | | | | | | | | | | | | | | | | | | | | | | | | | | | | | | | | | | | | | | | | | | | | | | | | | | | | | | | | | | | | | | | | | | | | | | | | | | | | | | | | | | | | | | | | | | | | | | | | | | | | | | | | | | | | | | | | | | | | | | | | | | | | | | | | | | | | | | | | | | | | | | | | | | | | | | | | | | | | | | | | | | | | | | | | | | |
| 2003 | | 50.00 | 01-Dec-03 | 02-Dec-03 | 04-Dec-03 | 18-Dec-03 | I | | | | | | | | | | | | | | | | | | | | | | | | | | | | | | | | | | | | | | | | | | | | | | | | | | | | | | | | | | | | | | | | | | | | | | | | | | | | | | | | | | | | | | | | | | | | | | | | | | | | | | | | | | | | | | | | | | | | | | | | | | | | | | | | | | | | | | | | | | | | | | | | | | | | | | | | | | | | | | | | | | | | | | | | | | | | | | | | | | | | | | | | | | | | | | | | | | | | | | | | | | | | | | | | | | | | | | | | | | | | |
| 2003 | | 170.00 | 28-Jun-04 | 29-Jun-04 | 01-Jul-04 | 14-Jul-04 | F | | | | | | | | | | | | | | | | | | | | | | | | | | | | | | | | | | | | | | | | | | | | | | | | | | | | | | | | | | | | | | | | | | | | | | | | | | | | | | | | | | | | | | | | | | | | | | | | | | | | | | | | | | | | | | | | | | | | | | | | | | | | | | | | | | | | | | | | | | | | | | | | | | | | | | | | | | | | | | | | | | | | | | | | | | | | | | | | | | | | | | | | | | | | | | | | | | | | | | | | | | | | | | | | | | | | | | | | | | | | |
| 2004 | | 100.00 | 01-Nov-04 | 02-Nov-04 | 04-Nov-04 | 12-Nov-04 | F | | | | | | | | | | | | | | | | | | | | | | | | | | | | | | | | | | | | | | | | | | | | | | | | | | | | | | | | | | | | | | | | | | | | | | | | | | | | | | | | | | | | | | | | | | | | | | | | | | | | | | | | | | | | | | | | | | | | | | | | | | | | | | | | | | | | | | | | | | | | | | | | | | | | | | | | | | | | | | | | | | | | | | | | | | | | | | | | | | | | | | | | | | | | | | | | | | | | | | | | | | | | | | | | | | | | | | | | | | | | |
| 2005 | | 270.00 | 16-Jun-05 | 17-Jun-05 | 21-Jun-05 | 04-Jul-05 | | | | | | | | | | | | | | | | | | | | | | | | | | | | | | | | | | | | | | | | | | | | | | | | | | | | | | | | | | | | | | | | | | | | | | | | | | | | | | | | | | | | | | | | | | | | | | | | | | | | | | | | | | | | | | | | | | | | | | | | | | | | | | | | | | | | | | | | | | | | | | | | | | | | | | | | | | | | | | | | | | | | | | | | | | | | | | | | | | | | | | | | | | | | | | | | | | | | | | | | | | | | | | | | | | | | | | | | | | | | | |
| 2005 | | 100.00 | 09-Nov-05 | 10-Nov-05 | 14-Nov-05 | 24-Nov-05 | I | | | | | | | | | | | | | | | | | | | | | | | | | | | | | | | | | | | | | | | | | | | | | | | | | | | | | | | | | | | | | | | | | | | | | | | | | | | | | | | | | | | | | | | | | | | | | | | | | | | | | | | | | | | | | | | | | | | | | | | | | | | | | | | | | | | | | | | | | | | | | | | | | | | | | | | | | | | | | | | | | | | | | | | | | | | | | | | | | | | | | | | | | | | | | | | | | | | | | | | | | | | | | | | | | | | | | | | | | | | | |
| 2005 | | 340.00 | 15-Jun-06 | 16-Jun-06 | 20-Jun-06 | 04-Jul-06 | F | | | | | | | | | | | | | | | | | | | | | | | | | | | | | | | | | | | | | | | | | | | | | | | | | | | | | | | | | | | | | | | | | | | | | | | | | | | | | | | | | | | | | | | | | | | | | | | | | | | | | | | | | | | | | | | | | | | | | | | | | | | | | | | | | | | | | | | | | | | | | | | | | | | | | | | | | | | | | | | | | | | | | | | | | | | | | | | | | | | | | | | | | | | | | | | | | | | | | | | | | | | | | | | | | | | | | | | | | | | | |
| 2006 | | 150.00 | 20-Oct-06 | 30-Oct-06 | 01-Nov-06 | 15-Nov-06 | I | | | | | | | | | | | | | | | | | | | | | | | | | | | | | | | | | | | | | | | | | | | | | | | | | | | | | | | | | | | | | | | | | | | | | | | | | | | | | | | | | | | | | | | | | | | | | | | | | | | | | | | | | | | | | | | | | | | | | | | | | | | | | | | | | | | | | | | | | | | | | | | | | | | | | | | | | | | | | | | | | | | | | | | | | | | | | | | | | | | | | | | | | | | | | | | | | | | | | | | | | | | | | | | | | | | | | | | | | | | | |
| 2006 | | 290.00 | 14-Jun-07 | 15-Jun-07 | 19-Jun-07 | 03-Jul-07 | F | | | | | | | | | | | | | | | | | | | | | | | | | | | | | | | | | | | | | | | | | | | | | | | | | | | | | | | | | | | | | | | | | | | | | | | | | | | | | | | | | | | | | | | | | | | | | | | | | | | | | | | | | | | | | | | | | | | | | | | | | | | | | | | | | | | | | | | | | | | | | | | | | | | | | | | | | | | | | | | | | | | | | | | | | | | | | | | | | | | | | | | | | | | | | | | | | | | | | | | | | | | | | | | | | | | | | | | | | | | | |
| 2007 | | 160.00 | 29-Oct-07 | 30-Oct-07 | 01-Nov-07 | 15-Nov-07 | I | | | | | | | | | | | | | | | | | | | | | | | | | | | | | | | | | | | | | | | | | | | | | | | | | | | | | | | | | | | | | | | | | | | | | | | | | | | | | | | | | | | | | | | | | | | | | | | | | | | | | | | | | | | | | | | | | | | | | | | | | | | | | | | | | | | | | | | | | | | | | | | | | | | | | | | | | | | | | | | | | | | | | | | | | | | | | | | | | | | | | | | | | | | | | | | | | | | | | | | | | | | | | | | | | | | | | | | | | | | | |
| 2008 | | 300.00 | 28-Oct-08 | 29-Oct-08 | 31-Oct-08 | 14-Nov-08 | I | | | | | | | | | | | | | | | | | | | | | | | | | | | | | | | | | | | | | | | | | | | | | | | | | | | | | | | | | | | | | | | | | | | | | | | | | | | | | | | | | | | | | | | | | | | | | | | | | | | | | | | | | | | | | | | | | | | | | | | | | | | | | | | | | | | | | | | | | | | | | | | | | | | | | | | | | | | | | | | | | | | | | | | | | | | | | | | | | | | | | | | | | | | | | | | | | | | | | | | | | | | | | | | | | | | | | | | | | | | | |
| 2008 | | 570.00 | 17-Jun-09 | 18-Jun-09 | 22-Jun-09 | 03-Jul-09 | F | | | | | | | | | | | | | | | | | | | | | | | | | | | | | | | | | | | | | | | | | | | | | | | | | | | | | | | | | | | | | | | | | | | | | | | | | | | | | | | | | | | | | | | | | | | | | | | | | | | | | | | | | | | | | | | | | | | | | | | | | | | | | | | | | | | | | | | | | | | | | | | | | | | | | | | | | | | | | | | | | | | | | | | | | | | | | | | | | | | | | | | | | | | | | | | | | | | | | | | | | | | | | | | | | | | | | | | | | | | | |
| 2009 | | 830.00 | 16-Jun-10 | 17-Jun-10 | 21-Jun-10 | 05-Jul-10 | F | | | | | | | | | | | | | | | | | | | | | | | | | | | | | | | | | | | | | | | | | | | | | | | | | | | | | | | | | | | | | | | | | | | | | | | | | | | | | | | | | | | | | | | | | | | | | | | | | | | | | | | | | | | | | | | | | | | | | | | | | | | | | | | | | | | | | | | | | | | | | | | | | | | | | | | | | | | | | | | | | | | | | | | | | | | | | | | | | | | | | | | | | | | | | | | | | | | | | | | | | | | | | | | | | | | | | | | | | | | | |
| 2010 | | 470.00 | 27-Oct-10 | 28-Oct-10 | 01-Nov-10 | 15-Nov-10 | I | | | | | | | | | | | | | | | | | | | | | | | | | | | | | | | | | | | | | | | | | | | | | | | | | | | | | | | | | | | | | | | | | | | | | | | | | | | | | | | | | | | | | | | | | | | | | | | | | | | | | | | | | | | | | | | | | | | | | | | | | | | | | | | | | | | | | | | | | | | | | | | | | | | | | | | | | | | | | | | | | | | | | | | | | | | | | | | | | | | | | | | | | | | | | | | | | | | | | | | | | | | | | | | | | | | | | | | | | | | | |
| 2011 | | 600.00 | 26-Oct-11 | 27-Oct-11 | 31-Oct-11 | 14-Nov-11 | I | | | | | | | | | | | | | | | | | | | | | | | | | | | | | | | | | | | | | | | | | | | | | | | | | | | | | | | | | | | | | | | | | | | | | | | | | | | | | | | | | | | | | | | | | | | | | | | | | | | | | | | | | | | | | | | | | | | | | | | | | | | | | | | | | | | | | | | | | | | | | | | | | | | | | | | | | | | | | | | | | | | | | | | | | | | | | | | | | | | | | | | | | | | | | | | | | | | | | | | | | | | | | | | | | | | | | | | | | | | | |
| 2011 | | 1,380.00 | 16-May-12 | 21-May-12 | 23-May-12 | 06-Jun-12 | F | | | | | | | | | | | | | | | | | | | | | | | | | | | | | | | | | | | | | | | | | | | | | | | | | | | | | | | | | | | | | | | | | | | | | | | | | | | | | | | | | | | | | | | | | | | | | | | | | | | | | | | | | | | | | | | | | | | | | | | | | | | | | | | | | | | | | | | | | | | | | | | | | | | | | | | | | | | | | | | | | | | | | | | | | | | | | | | | | | | | | | | | | | | | | | | | | | | | | | | | | | | | | | | | | | | | | | | | | | | | |
| 2012 | | 66.00 | 18-Oct-12 | 19-Oct-12 | 23-Oct-12 | 07-Nov-12 | I | | | | | | | | | | | | | | | | | | | | | | | | | | | | | | | | | | | | | | | | | | | | | | | | | | | | | | | | | | | | | | | | | | | | | | | | | | | | | | | | | | | | | | | | | | | | | | | | | | | | | | | | | | | | | | | | | | | | | | | | | | | | | | | | | | | | | | | | | | | | | | | | | | | | | | | | | | | | | | | | | | | | | | | | | | | | | | | | | | | | | | | | | | | | | | | | | | | | | | | | | | | | | | | | | | | | | | | | | | | | |
| 2012 | | 150.00 | 20-May-13 | 21-May-13 | 23-May-13 | 07-Jun-13 | F | | | | | | | | | | | | | | | | | | | | | | | | | | | | | | | | | | | | | | | | | | | | | | | | | | | | | | | | | | | | | | | | | | | | | | | | | | | | | | | | | | | | | | | | | | | | | | | | | | | | | | | | | | | | | | | | | | | | | | | | | | | | | | | | | | | | | | | | | | | | | | | | | | | | | | | | | | | | | | | | | | | | | | | | | | | | | | | | | | | | | | | | | | | | | | | | | | | | | | | | | | | | | | | | | | | | | | | | | | | | |
| 2013 | | 64.00 | 10-Oct-13 | 11-Oct-13 | 17-Oct-13 | 31-Oct-13 | I | | | | | | | | | | | | | | | | | | | | | | | | | | | | | | | | | | | | | | | | | | | | | | | | | | | | | | | | | | | | | | | | | | | | | | | | | | | | | | | | | | | | | | | | | | | | | | | | | | | | | | | | | | | | | | | | | | | | | | | | | | | | | | | | | | | | | | | | | | | | | | | | | | | | | | | | | | | | | | | | | | | | | | | | | | | | | | | | | | | | | | | | | | | | | | | | | | | | | | | | | | | | | | | | | | | | | | | | | | | | |
| 2013 | | 152.00 | 22-May-14 | 23-May-14 | 28-May-14 | 12-Jun-14 | F | | | | | | | | | | | | | | | | | | | | | | | | | | | | | | | | | | | | | | | | | | | | | | | | | | | | | | | | | | | | | | | | | | | | | | | | | | | | | | | | | | | | | | | | | | | | | | | | | | | | | | | | | | | | | | | | | | | | | | | | | | | | | | | | | | | | | | | | | | | | | | | | | | | | | | | | | | | | | | | | | | | | | | | | | | | | | | | | | | | | | | | | | | | | | | | | | | | | | | | | | | | | | | | | | | | | | | | | | | | | |
| 2014 | | 64.00 | 14-Oct-14 | 15-Oct-14 | 17-Oct-14 | 31-Oct-14 | I | | | | | | | | | | | | | | | | | | | | | | | | | | | | | | | | | | | | | | | | | | | | | | | | | | | | | | | | | | | | | | | | | | | | | | | | | | | | | | | | | | | | | | | | | | | | | | | | | | | | | | | | | | | | | | | | | | | | | | | | | | | | | | | | | | | | | | | | | | | | | | | | | | | | | | | | | | | | | | | | | | | | | | | | | | | | | | | | | | | | | | | | | | | | | | | | | | | | | | | | | | | | | | | | | | | | | | | | | | | | |
| 2014 | | 152.00 | 06-May-15 | 07-May-15 | 11-May-15 | 29-May-15 | F | | | | | | | | | | | | | | | | | | | | | | | | | | | | | | | | | | | | | | | | | | | | | | | | | | | | | | | | | | | | | | | | | | | | | | | | | | | | | | | | | | | | | | | | | | | | | | | | | | | | | | | | | | | | | | | | | | | | | | | | | | | | | | | | | | | | | | | | | | | | | | | | | | | | | | | | | | | | | | | | | | | | | | | | | | | | | | | | | | | | | | | | | | | | | | | | | | | | | | | | | | | | | | | | | | | | | | | | | | | | |
| 2015 | | 64.00 | 25-Sep-15 | 28-Sep-15 | 30-Sep-15 | 21-Oct-15 | I | | | | | | | | | | | | | | | | | | | | | | | | | | | | | | | | | | | | | | | | | | | | | | | | | | | | | | | | | | | | | | | | | | | | | | | | | | | | | | | | | | | | | | | | | | | | | | | | | | | | | | | | | | | | | | | | | | | | | | | | | | | | | | | | | | | | | | | | | | | | | | | | | | | | | | | | | | | | | | | | | | | | | | | | | | | | | | | | | | | | | | | | | | | | | | | | | | | | | | | | | | | | | | | | | | | | | | | | | | | | |
| 2015 | | 113.00 | 04-May-16 | 09-May-16 | 11-May-16 | 27-May-16 | F | | | | | | | | | | | | | | | | | | | | | | | | | | | | | | | | | | | | | | | | | | | | | | | | | | | | | | | | | | | | | | | | | | | | | | | | | | | | | | | | | | | | | | | | | | | | | | | | | | | | | | | | | | | | | | | | | | | | | | | | | | | | | | | | | | | | | | | | | | | | | | | | | | | | | | | | | | | | | | | | | | | | | | | | | | | | | | | | | | | | | | | | | | | | | | | | | | | | | | | | | | | | | | | | | | | | | | | | | | | | |
| 2016 | | 55.00 | 26-Sep-16 | 27-Sep-16 | 29-Sep-16 | 21-Oct-16 | I | | | | | | | | | | | | | | | | | | | | | | | | | | | | | | | | | | | | | | | | | | | | | | | | | | | | | | | | | | | | | | | | | | | | | | | | | | | | | | | | | | | | | | | | | | | | | | | | | | | | | | | | | | | | | | | | | | | | | | | | | | | | | | | | | | | | | | | | | | | | | | | | | | | | | | | | | | | | | | | | | | | | | | | | | | | | | | | | | | | | | | | | | | | | | | | | | | | | | | | | | | | | | | | | | | | | | | | | | | | | |
| 2016 | | 113.00 | 28-Apr-17 | 02-May-17 | 04-May-17 | 19-May-17 | F | | | | | | | | | | | | | | | | | | | | | | | | | | | | | | | | | | | | | | | | | | | | | | | | | | | | | | | | | | | | | | | | | | | | | | | | | | | | | | | | | | | | | | | | | | | | | | | | | | | | | | | | | | | | | | | | | | | | | | | | | | | | | | | | | | | | | | | | | | | | | | | | | | | | | | | | | | | | | | | | | | | | | | | | | | | | | | | | | | | | | | | | | | | | | | | | | | | | | | | | | | | | | | | | | | | | | | | | | | | | |
| BOARD OF COMMISSIONERS 1. Budi Setiadharna 2. Adrian Teng Wei Ann 3. Anthony John Liddell Nightingale 4. Benjamin William Keswick 5. David Alexander Newbigging 6. John Raymond Witt 7. Jonathan Chang 8. Mari Elka Pangestu *) 9. Mark Spencer Greenberg 10. Muhamad Chatib Basri *) 11. Sidharta Utama *) 12. Yasutoshi Sugimoto *) *) Independent Commissioners | | ISSUED HISTORY <table border="1"> <thead> <tr> <th>No.</th> <th>Type of Listing</th> <th>Shares</th> <th>Listing Date</th> <th>Trading Date</th> </tr> </thead> <tbody> <tr><td>1.</td><td>First Issue</td><td>30,000,000</td><td>04-Apr-90</td><td>04-Apr-90</td></tr> <tr><td>2.</td><td>Partial Listing</td><td>24,805,000</td><td>T: 04-Apr-90</td><td>04-Oct-90</td></tr> <tr><td>3.</td><td>Company Listing</td><td>184,893,000</td><td>T: 18-Dec-91</td><td>02-Jan-92</td></tr> <tr><td>4.</td><td>Koperasi</td><td>2,500,000</td><td>T: 18-Dec-91</td><td>31-Dec-99</td></tr> <tr><td>5.</td><td>Right Issue</td><td>1,453,219,775</td><td>T: 03-Jan-94</td><td>21-Jan-03</td></tr> <tr><td>6.</td><td>Bonus Shares</td><td>871,912,800</td><td>08-Sep-94</td><td>08-Sep-94</td></tr> <tr><td>7.</td><td>CB Conversion</td><td>280,837</td><td>T: 12-Mar-97</td><td>07-Aug-97</td></tr> <tr><td>8.</td><td>Stock Split</td><td>37,598,029,063</td><td>T: 01-Sep-97</td><td>05-Jun-12</td></tr> <tr><td>9.</td><td>Right Conversion</td><td>262,168,650</td><td>T: 24-Apr-00</td><td>19-Jan-04</td></tr> <tr><td>10.</td><td>Option I</td><td>8,637,003</td><td>T: 16-Oct-00</td><td>16-Feb-01</td></tr> <tr><td>11.</td><td>Option I Conversion</td><td>16,203,924</td><td>T: 31-Jul-01</td><td>26-Apr-02</td></tr> <tr><td>12.</td><td>Option II Conversion</td><td>30,903,088</td><td>T: 26-Apr-02</td><td>25-May-04</td></tr> </tbody> </table> | | No. | Type of Listing | Shares | Listing Date | Trading Date | 1. | First Issue | 30,000,000 | 04-Apr-90 | 04-Apr-90 | 2. | Partial Listing | 24,805,000 | T: 04-Apr-90 | 04-Oct-90 | 3. | Company Listing | 184,893,000 | T: 18-Dec-91 | 02-Jan-92 | 4. | Koperasi | 2,500,000 | T: 18-Dec-91 | 31-Dec-99 | 5. | Right Issue | 1,453,219,775 | T: 03-Jan-94 | 21-Jan-03 | 6. | Bonus Shares | 871,912,800 | 08-Sep-94 | 08-Sep-94 | 7. | CB Conversion | 280,837 | T: 12-Mar-97 | 07-Aug-97 | 8. | Stock Split | 37,598,029,063 | T: 01-Sep-97 | 05-Jun-12 | 9. | Right Conversion | 262,168,650 | T: 24-Apr-00 | 19-Jan-04 | 10. | Option I | 8,637,003 | T: 16-Oct-00 | 16-Feb-01 | 11. | Option I Conversion | 16,203,924 | T: 31-Jul-01 | 26-Apr-02 | 12. | Option II Conversion | 30,903,088 | T: 26-Apr-02 | 25-May-04 | | | | | | | | | | | | | | | | | | | | | | | | | | | | | | | | | | | | | | | | | | | | | | | | | | | | | | | | | | | | | | | | | | | | | | | | | | | | | | | | | | | | | | | | | | | | | | | | | | | | | | | | | | | | | | | | | | | | | | | | | | | | | | | | | | | | | | | | | | | | | | | | | | | | | | | | | | | | | | | |
| No. | Type of Listing | Shares | Listing Date | Trading Date | | | | | | | | | | | | | | | | | | | | | | | | | | | | | | | | | | | | | | | | | | | | | | | | | | | | | | | | | | | | | | | | | | | | | | | | | | | | | | | | | | | | | | | | | | | | | | | | | | | | | | | | | | | | | | | | | | | | | | | | | | | | | | | | | | | | | | | | | | | | | | | | | | | | | | | | | | | | | | | | | | | | | | | | | | | | | | | | | | | | | | | | | | | | | | | | | | | | | | | | | | | | | | | | | | | | | | | | | | | | | | | |
| 1. | First Issue | 30,000,000 | 04-Apr-90 | 04-Apr-90 | | | | | | | | | | | | | | | | | | | | | | | | | | | | | | | | | | | | | | | | | | | | | | | | | | | | | | | | | | | | | | | | | | | | | | | | | | | | | | | | | | | | | | | | | | | | | | | | | | | | | | | | | | | | | | | | | | | | | | | | | | | | | | | | | | | | | | | | | | | | | | | | | | | | | | | | | | | | | | | | | | | | | | | | | | | | | | | | | | | | | | | | | | | | | | | | | | | | | | | | | | | | | | | | | | | | | | | | | | | | | | | |
| 2. | Partial Listing | 24,805,000 | T: 04-Apr-90 | 04-Oct-90 | | | | | | | | | | | | | | | | | | | | | | | | | | | | | | | | | | | | | | | | | | | | | | | | | | | | | | | | | | | | | | | | | | | | | | | | | | | | | | | | | | | | | | | | | | | | | | | | | | | | | | | | | | | | | | | | | | | | | | | | | | | | | | | | | | | | | | | | | | | | | | | | | | | | | | | | | | | | | | | | | | | | | | | | | | | | | | | | | | | | | | | | | | | | | | | | | | | | | | | | | | | | | | | | | | | | | | | | | | | | | | | |
| 3. | Company Listing | 184,893,000 | T: 18-Dec-91 | 02-Jan-92 | | | | | | | | | | | | | | | | | | | | | | | | | | | | | | | | | | | | | | | | | | | | | | | | | | | | | | | | | | | | | | | | | | | | | | | | | | | | | | | | | | | | | | | | | | | | | | | | | | | | | | | | | | | | | | | | | | | | | | | | | | | | | | | | | | | | | | | | | | | | | | | | | | | | | | | | | | | | | | | | | | | | | | | | | | | | | | | | | | | | | | | | | | | | | | | | | | | | | | | | | | | | | | | | | | | | | | | | | | | | | | | |
| 4. | Koperasi | 2,500,000 | T: 18-Dec-91 | 31-Dec-99 | | | | | | | | | | | | | | | | | | | | | | | | | | | | | | | | | | | | | | | | | | | | | | | | | | | | | | | | | | | | | | | | | | | | | | | | | | | | | | | | | | | | | | | | | | | | | | | | | | | | | | | | | | | | | | | | | | | | | | | | | | | | | | | | | | | | | | | | | | | | | | | | | | | | | | | | | | | | | | | | | | | | | | | | | | | | | | | | | | | | | | | | | | | | | | | | | | | | | | | | | | | | | | | | | | | | | | | | | | | | | | | |
| 5. | Right Issue | 1,453,219,775 | T: 03-Jan-94 | 21-Jan-03 | | | | | | | | | | | | | | | | | | | | | | | | | | | | | | | | | | | | | | | | | | | | | | | | | | | | | | | | | | | | | | | | | | | | | | | | | | | | | | | | | | | | | | | | | | | | | | | | | | | | | | | | | | | | | | | | | | | | | | | | | | | | | | | | | | | | | | | | | | | | | | | | | | | | | | | | | | | | | | | | | | | | | | | | | | | | | | | | | | | | | | | | | | | | | | | | | | | | | | | | | | | | | | | | | | | | | | | | | | | | | | | |
| 6. | Bonus Shares | 871,912,800 | 08-Sep-94 | 08-Sep-94 | | | | | | | | | | | | | | | | | | | | | | | | | | | | | | | | | | | | | | | | | | | | | | | | | | | | | | | | | | | | | | | | | | | | | | | | | | | | | | | | | | | | | | | | | | | | | | | | | | | | | | | | | | | | | | | | | | | | | | | | | | | | | | | | | | | | | | | | | | | | | | | | | | | | | | | | | | | | | | | | | | | | | | | | | | | | | | | | | | | | | | | | | | | | | | | | | | | | | | | | | | | | | | | | | | | | | | | | | | | | | | | |
| 7. | CB Conversion | 280,837 | T: 12-Mar-97 | 07-Aug-97 | | | | | | | | | | | | | | | | | | | | | | | | | | | | | | | | | | | | | | | | | | | | | | | | | | | | | | | | | | | | | | | | | | | | | | | | | | | | | | | | | | | | | | | | | | | | | | | | | | | | | | | | | | | | | | | | | | | | | | | | | | | | | | | | | | | | | | | | | | | | | | | | | | | | | | | | | | | | | | | | | | | | | | | | | | | | | | | | | | | | | | | | | | | | | | | | | | | | | | | | | | | | | | | | | | | | | | | | | | | | | | | |
| 8. | Stock Split | 37,598,029,063 | T: 01-Sep-97 | 05-Jun-12 | | | | | | | | | | | | | | | | | | | | | | | | | | | | | | | | | | | | | | | | | | | | | | | | | | | | | | | | | | | | | | | | | | | | | | | | | | | | | | | | | | | | | | | | | | | | | | | | | | | | | | | | | | | | | | | | | | | | | | | | | | | | | | | | | | | | | | | | | | | | | | | | | | | | | | | | | | | | | | | | | | | | | | | | | | | | | | | | | | | | | | | | | | | | | | | | | | | | | | | | | | | | | | | | | | | | | | | | | | | | | | | |
| 9. | Right Conversion | 262,168,650 | T: 24-Apr-00 | 19-Jan-04 | | | | | | | | | | | | | | | | | | | | | | | | | | | | | | | | | | | | | | | | | | | | | | | | | | | | | | | | | | | | | | | | | | | | | | | | | | | | | | | | | | | | | | | | | | | | | | | | | | | | | | | | | | | | | | | | | | | | | | | | | | | | | | | | | | | | | | | | | | | | | | | | | | | | | | | | | | | | | | | | | | | | | | | | | | | | | | | | | | | | | | | | | | | | | | | | | | | | | | | | | | | | | | | | | | | | | | | | | | | | | | | |
| 10. | Option I | 8,637,003 | T: 16-Oct-00 | 16-Feb-01 | | | | | | | | | | | | | | | | | | | | | | | | | | | | | | | | | | | | | | | | | | | | | | | | | | | | | | | | | | | | | | | | | | | | | | | | | | | | | | | | | | | | | | | | | | | | | | | | | | | | | | | | | | | | | | | | | | | | | | | | | | | | | | | | | | | | | | | | | | | | | | | | | | | | | | | | | | | | | | | | | | | | | | | | | | | | | | | | | | | | | | | | | | | | | | | | | | | | | | | | | | | | | | | | | | | | | | | | | | | | | | | |
| 11. | Option I Conversion | 16,203,924 | T: 31-Jul-01 | 26-Apr-02 | | | | | | | | | | | | | | | | | | | | | | | | | | | | | | | | | | | | | | | | | | | | | | | | | | | | | | | | | | | | | | | | | | | | | | | | | | | | | | | | | | | | | | | | | | | | | | | | | | | | | | | | | | | | | | | | | | | | | | | | | | | | | | | | | | | | | | | | | | | | | | | | | | | | | | | | | | | | | | | | | | | | | | | | | | | | | | | | | | | | | | | | | | | | | | | | | | | | | | | | | | | | | | | | | | | | | | | | | | | | | | | |
| 12. | Option II Conversion | 30,903,088 | T: 26-Apr-02 | 25-May-04 | | | | | | | | | | | | | | | | | | | | | | | | | | | | | | | | | | | | | | | | | | | | | | | | | | | | | | | | | | | | | | | | | | | | | | | | | | | | | | | | | | | | | | | | | | | | | | | | | | | | | | | | | | | | | | | | | | | | | | | | | | | | | | | | | | | | | | | | | | | | | | | | | | | | | | | | | | | | | | | | | | | | | | | | | | | | | | | | | | | | | | | | | | | | | | | | | | | | | | | | | | | | | | | | | | | | | | | | | | | | | | | |
| BOARD OF DIRECTORS 1. Priyono Sugiarjo 2. Bambang Widjanarko Santoso 3. Chiew Sin Cheok 4. Djony Bunarto Tjondro 5. Gidion Hasan 6. Henry Tanoto 7. Johannes Loman 8. Suparno Djasmin 9. Widya Wiryawan | | | | | | | | | | | | | | | | | | | | | | | | | | | | | | | | | | | | | | | | | | | | | | | | | | | | | | | | | | | | | | | | | | | | | | | | | | | | | | | | | | | | | | | | | | | | | | | | | | | | | | | | | | | | | | | | | | | | | | | | | | | | | | | | | | | | | | | | | | | | | | | | | | | | | | | | | | | | | | | | | | | | | | | | | | | | | | | | | | | | | | | | | | | | | | | | | | | | | | | | | | | | | | | | | | | | | | | | | | | | | | | | | | | |
| AUDIT COMMITTEE 1. Muhamad Chatib Basri 2. Adrian Teng Wei Ann (special member) 3. Angky Tisnadasastra 4. Lindawati Gani | | | | | | | | | | | | | | | | | | | | | | | | | | | | | | | | | | | | | | | | | | | | | | | | | | | | | | | | | | | | | | | | | | | | | | | | | | | | | | | | | | | | | | | | | | | | | | | | | | | | | | | | | | | | | | | | | | | | | | | | | | | | | | | | | | | | | | | | | | | | | | | | | | | | | | | | | | | | | | | | | | | | | | | | | | | | | | | | | | | | | | | | | | | | | | | | | | | | | | | | | | | | | | | | | | | | | | | | | | | | | | | | | | | |
| CORPORATE SECRETARY Gita Tiffany Boer | | | | | | | | | | | | | | | | | | | | | | | | | | | | | | | | | | | | | | | | | | | | | | | | | | | | | | | | | | | | | | | | | | | | | | | | | | | | | | | | | | | | | | | | | | | | | | | | | | | | | | | | | | | | | | | | | | | | | | | | | | | | | | | | | | | | | | | | | | | | | | | | | | | | | | | | | | | | | | | | | | | | | | | | | | | | | | | | | | | | | | | | | | | | | | | | | | | | | | | | | | | | | | | | | | | | | | | | | | | | | | | | | | | |
| HEAD OFFICE AMDI Building Jln. Gaya Motor Raya No. 8 Sunter II Jakarta 14330 Phone : (021) 653-10418 Fax : (021) 6530-4957 | | | | | | | | | | | | | | | | | | | | | | | | | | | | | | | | | | | | | | | | | | | | | | | | | | | | | | | | | | | | | | | | | | | | | | | | | | | | | | | | | | | | | | | | | | | | | | | | | | | | | | | | | | | | | | | | | | | | | | | | | | | | | | | | | | | | | | | | | | | | | | | | | | | | | | | | | | | | | | | | | | | | | | | | | | | | | | | | | | | | | | | | | | | | | | | | | | | | | | | | | | | | | | | | | | | | | | | | | | | | | | | | | | | |
| Homepage : www.astra.co.id Email : gita.tiffanyboer@ai.astra.co.id | | | | | | | | | | | | | | | | | | | | | | | | | | | | | | | | | | | | | | | | | | | | | | | | | | | | | | | | | | | | | | | | | | | | | | | | | | | | | | | | | | | | | | | | | | | | | | | | | | | | | | | | | | | | | | | | | | | | | | | | | | | | | | | | | | | | | | | | | | | | | | | | | | | | | | | | | | | | | | | | | | | | | | | | | | | | | | | | | | | | | | | | | | | | | | | | | | | | | | | | | | | | | | | | | | | | | | | | | | | | | | | | | | | |

Hak Cipta Dilindungi Undang-Undang

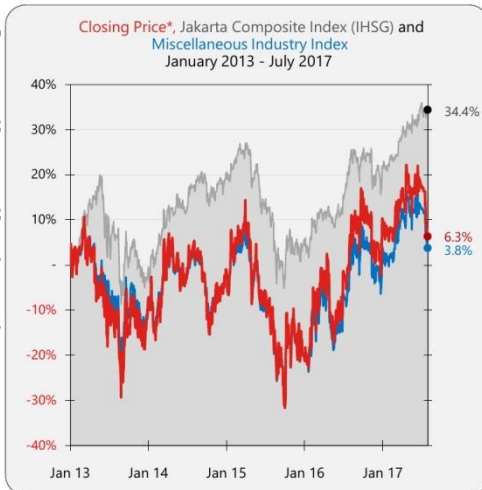
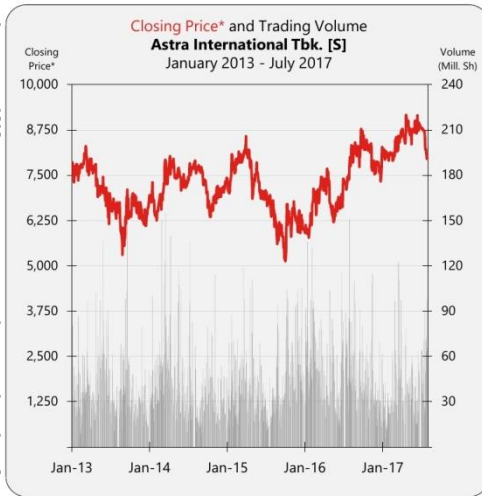
Institut Bisnis dan Informatika Kwik Kian Gie

1. Dilarang mengutip sebagian atau seluruh karya tulis ini tanpa mencantumkan dan menyebutkan sumber:
 - a. Pengutipan hanya untuk kepentingan pendidikan, penelitian, penulisan karya ilmiah, penyusunan laporan, penulisan kritik dan tinjauan suatu masalah.
 - b. Pengutipan tidak merugikan kepentingan yang wajar IBIKKG.
2. Dilarang mengumumkan dan memperbanyak sebagian atau seluruh karya tulis ini dalam bentuk apapun tanpa izin IBIKKG.



Lampiran 3. Laporan Keuangan ASII (Lanjutan)

ASII Astra International Tbk. [S]



| Month | Closing Price | | | Freq. (X) | Volume (Thou. Sh.) | Value (Million Rp) | Day |
|--------|---------------|-------|-------|-----------|--------------------|--------------------|-----|
| | High | Low | Close | | | | |
| Jan-13 | 7,900 | 7,300 | 7,350 | 56,816 | 830,431 | 6,337,529 | 21 |
| Feb-13 | 8,000 | 7,400 | 7,950 | 39,847 | 683,833 | 5,281,553 | 20 |
| Mar-13 | 8,300 | 7,500 | 7,900 | 54,594 | 849,305 | 6,681,437 | 19 |
| Apr-13 | 8,000 | 7,150 | 7,350 | 52,759 | 694,670 | 5,273,240 | 22 |
| May-13 | 7,550 | 6,900 | 7,050 | 62,249 | 1,230,559 | 8,777,900 | 22 |
| Jun-13 | 7,200 | 6,150 | 7,000 | 73,759 | 1,015,404 | 6,914,932 | 19 |
| Jul-13 | 6,950 | 6,300 | 6,500 | 50,329 | 667,841 | 4,413,435 | 23 |
| Aug-13 | 6,800 | 5,100 | 6,050 | 58,095 | 660,601 | 4,038,190 | 17 |
| Sep-13 | 7,500 | 5,400 | 6,450 | 69,701 | 1,169,088 | 7,443,312 | 21 |
| Oct-13 | 7,250 | 6,300 | 6,650 | 54,573 | 553,688 | 3,722,910 | 21 |
| Nov-13 | 6,850 | 6,150 | 6,250 | 54,611 | 662,358 | 4,332,899 | 20 |
| Dec-13 | 6,850 | 6,050 | 6,800 | 41,591 | 490,150 | 3,116,581 | 19 |

| | | | | | | | |
|--------|-------|-------|-------|--------|-----------|-----------|----|
| Jan-14 | 7,400 | 6,250 | 6,425 | 86,235 | 784,137 | 5,339,224 | 20 |
| Feb-14 | 7,000 | 6,225 | 6,950 | 81,243 | 984,624 | 6,596,656 | 20 |
| Mar-14 | 8,000 | 6,725 | 7,375 | 94,022 | 1,300,924 | 9,611,270 | 20 |
| Apr-14 | 8,050 | 7,350 | 7,425 | 91,055 | 1,107,076 | 8,322,595 | 20 |
| May-14 | 7,800 | 7,075 | 7,075 | 76,478 | 925,623 | 6,955,904 | 18 |
| Jun-14 | 7,525 | 7,075 | 7,275 | 72,784 | 680,106 | 4,942,665 | 21 |
| Jul-14 | 8,050 | 7,325 | 7,725 | 70,195 | 797,969 | 6,102,553 | 18 |
| Aug-14 | 8,000 | 7,550 | 7,575 | 67,060 | 493,646 | 3,789,351 | 20 |
| Sep-14 | 7,750 | 6,950 | 7,050 | 71,620 | 652,110 | 4,783,683 | 22 |
| Oct-14 | 7,075 | 6,325 | 6,775 | 92,669 | 963,442 | 6,379,608 | 23 |
| Nov-14 | 7,200 | 6,700 | 7,125 | 59,454 | 514,457 | 3,588,238 | 20 |
| Dec-14 | 7,475 | 6,850 | 7,425 | 65,313 | 623,730 | 4,447,913 | 20 |

| | | | | | | | |
|--------|-------|-------|-------|---------|-----------|-----------|----|
| Jan-15 | 8,100 | 7,000 | 7,850 | 80,784 | 804,490 | 6,050,554 | 21 |
| Feb-15 | 8,175 | 7,450 | 7,850 | 72,728 | 692,429 | 5,401,520 | 19 |
| Mar-15 | 8,575 | 7,800 | 8,575 | 77,266 | 1,094,749 | 8,817,908 | 22 |
| Apr-15 | 8,575 | 6,700 | 6,850 | 81,463 | 962,611 | 7,475,288 | 21 |
| May-15 | 7,950 | 6,950 | 7,300 | 64,001 | 657,248 | 4,891,329 | 19 |
| Jun-15 | 7,350 | 6,550 | 7,075 | 79,359 | 735,267 | 5,126,440 | 21 |
| Jul-15 | 7,150 | 6,325 | 6,650 | 62,675 | 381,032 | 2,576,235 | 19 |
| Aug-15 | 6,875 | 5,450 | 5,925 | 83,564 | 881,000 | 5,385,567 | 20 |
| Sep-15 | 6,200 | 4,975 | 5,225 | 79,802 | 590,132 | 3,412,962 | 21 |
| Oct-15 | 6,875 | 5,075 | 5,900 | 120,523 | 1,170,631 | 7,099,297 | 21 |
| Nov-15 | 6,850 | 5,800 | 5,925 | 105,808 | 1,168,021 | 7,428,850 | 21 |
| Dec-15 | 6,600 | 5,800 | 6,000 | 102,962 | 1,002,948 | 6,241,308 | 19 |

| | | | | | | | |
|--------|-------|-------|-------|---------|-----------|------------|----|
| Jan-16 | 6,450 | 5,700 | 6,450 | 100,020 | 1,286,937 | 7,745,522 | 20 |
| Feb-16 | 7,150 | 6,050 | 6,800 | 114,269 | 1,323,536 | 8,865,281 | 20 |
| Mar-16 | 7,525 | 6,575 | 7,250 | 97,271 | 1,019,546 | 7,273,311 | 21 |
| Apr-16 | 7,850 | 6,600 | 6,725 | 85,928 | 904,645 | 6,505,517 | 21 |
| May-16 | 6,800 | 6,000 | 6,600 | 83,719 | 892,157 | 5,771,878 | 20 |
| Jun-16 | 7,400 | 6,500 | 7,400 | 95,059 | 976,858 | 6,664,491 | 22 |
| Jul-16 | 7,825 | 6,975 | 7,725 | 85,978 | 1,025,887 | 7,578,146 | 16 |
| Aug-16 | 8,650 | 7,650 | 8,150 | 107,608 | 1,328,778 | 10,777,443 | 22 |
| Sep-16 | 8,875 | 7,700 | 8,250 | 90,887 | 905,514 | 7,520,722 | 21 |
| Oct-16 | 8,600 | 8,075 | 8,225 | 83,200 | 790,440 | 6,572,517 | 21 |
| Nov-16 | 8,400 | 7,300 | 7,550 | 107,226 | 978,647 | 7,745,903 | 22 |
| Dec-16 | 8,275 | 7,325 | 8,275 | 80,062 | 643,082 | 5,007,909 | 20 |

| | | | | | | | |
|--------|-------|-------|-------|--------|-----------|------------|----|
| Jan-17 | 8,250 | 7,900 | 7,950 | 64,767 | 515,769 | 4,162,657 | 21 |
| Feb-17 | 8,425 | 7,850 | 8,200 | 69,729 | 619,361 | 5,009,369 | 19 |
| Mar-17 | 8,800 | 8,100 | 8,625 | 86,727 | 1,253,345 | 10,615,445 | 22 |
| Apr-17 | 9,350 | 8,350 | 8,950 | 70,794 | 583,383 | 5,095,422 | 17 |
| May-17 | 9,050 | 8,325 | 8,750 | 89,112 | 739,914 | 6,440,409 | 20 |
| Jun-17 | 9,150 | 8,650 | 8,925 | 51,178 | 501,548 | 4,444,226 | 15 |
| Jul-17 | 9,025 | 7,900 | 7,975 | 86,368 | 1,096,363 | 9,273,202 | 21 |

| SHARES TRADED | 2013 | 2014 | 2015 | 2016 | Jul-17 |
|----------------------|--------|--------|--------|--------|--------|
| Volume (Million Sh.) | 9,508 | 9,828 | 10,141 | 12,076 | 5,310 |
| Value (Billion Rp) | 66,334 | 71,070 | 69,907 | 88,029 | 45,041 |
| Frequency (Thou. X) | 669 | 928 | 1,011 | 1,131 | 519 |
| Days | 244 | 242 | 244 | 246 | 135 |

| Price (Rupiah) | 2013 | 2014 | 2015 | 2016 | Jul-17 |
|------------------|-------|-------|-------|-------|--------|
| High | 8,300 | 8,050 | 8,575 | 8,875 | 9,350 |
| Low | 5,100 | 6,225 | 4,975 | 5,700 | 7,850 |
| Close | 6,800 | 7,425 | 6,000 | 8,275 | 7,975 |
| Close* | 6,800 | 7,425 | 6,000 | 8,275 | 7,975 |
| PER (X) | 14.18 | 15.56 | 16.79 | 22.28 | 15.82 |
| PER Industry (X) | 13.91 | 14.44 | 0.95 | 13.86 | 3.82 |
| PBV (X) | 2.59 | 2.60 | 1.92 | 2.54 | 2.21 |

* Adjusted price after corporate action

Hak Cipta milik IBI KKG (Institut Bisnis dan Informatika Kwik Kian Gie)

Hak Cipta Dilindungi Undang-Undang

- Dilarang mengutip sebagian atau seluruh karya tulis ini tanpa mencantumkan dan menyebutkan sumber:
 - Pengutipan hanya untuk kepentingan pendidikan, penelitian, penulisan karya ilmiah, penyusunan laporan, penulisan kritik dan tinjauan suatu masalah.
 - Pengutipan tidak merugikan kepentingan yang wajar IBIKKG.
- Dilarang mengemukakan dan memperbanyak sebagian atau seluruh karya tulis ini dalam bentuk apapun tanpa izin IBIKKG.



Lampiran 3. Laporan Keuangan ASII (Lanjutan)



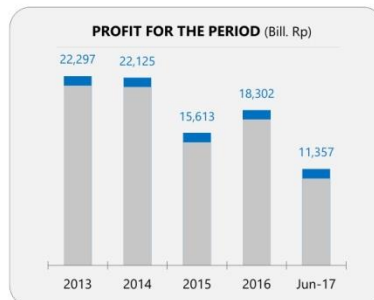
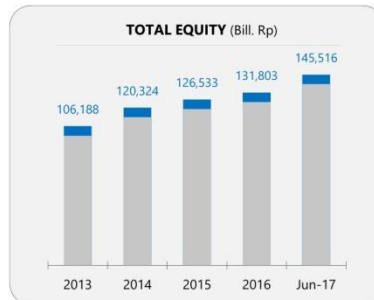
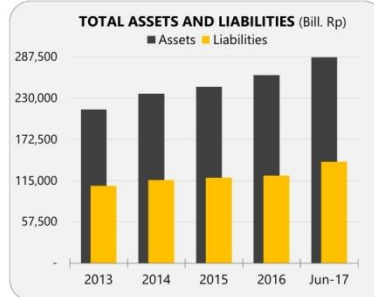
ASII Astra International Tbk. [S]

Book End : December

Financial Data and Ratios

Public Accountant : Tanudiredja, Wibisana, Rintis & Rekan (Member of PricewaterhouseCoopers Global Network)

| BALANCE SHEET | Dec-13 | Dec-14 | Dec-15 | Dec-16 | Jun-17 |
|--------------------------------------|-------------|-------------|-------------|-------------|-------------|
| <i>(Million Rp except Par Value)</i> | | | | | |
| Cash & Cash Equivalents | 18,557,000 | 20,902,000 | 27,102,000 | 29,357,000 | 31,725,000 |
| Receivables | 51,645,000 | 54,759,000 | 53,005,000 | 55,063,000 | 60,005,000 |
| Inventories | 14,433,000 | 16,986,000 | 18,337,000 | 17,771,000 | 18,902,000 |
| Current Assets | 88,352,000 | 97,241,000 | 105,161,000 | 110,403,000 | 117,688,000 |
| Fixed Assets | 37,862,000 | 41,250,000 | 41,702,000 | 43,237,000 | 46,067,000 |
| Other Assets | 2,490,000 | 2,869,000 | 2,978,000 | 3,007,000 | 5,322,000 |
| Total Assets | 213,994,000 | 236,029,000 | 245,435,000 | 261,855,000 | 286,617,000 |
| Growth (%) | | 10.30% | 3.99% | 6.69% | 9.46% |
| Current Liabilities | 71,139,000 | 73,523,000 | 76,242,000 | 89,079,000 | 104,149,000 |
| Long Term Liabilities | 36,667,000 | 42,182,000 | 42,660,000 | 32,870,000 | 36,952,000 |
| Total Liabilities | 107,806,000 | 115,705,000 | 118,902,000 | 121,949,000 | 141,101,000 |
| Growth (%) | | 7.33% | 2.76% | 2.56% | 15.70% |
| Authorized Capital | 3,000,000 | 3,000,000 | 3,000,000 | 3,000,000 | 3,000,000 |
| Paid up Capital | 2,024,178 | 2,024,178 | 2,024,000 | 2,024,178 | 2,024,178 |
| Paid up Capital (Shares) | 40,484 | 40,484 | 40,480 | 40,484 | 40,484 |
| Par Value | 50 | 50 | 50 | 50 | 50 |
| Retained Earnings | 77,076,000 | 87,459,000 | 92,989,000 | 97,039,000 | 106,440,000 |
| Total Equity | 106,188,000 | 120,324,000 | 126,533,000 | 131,803,000 | 145,516,000 |
| Growth (%) | | 13.31% | 5.16% | 4.16% | 10.40% |
| INCOME STATEMENTS | | | | | |
| Total Revenues | 193,880,000 | 201,701,000 | 184,196,000 | 181,084,000 | 98,031,000 |
| Growth (%) | | 4.03% | -8.68% | -1.69% | |
| Cost of Revenues | 158,569,000 | 162,892,000 | 147,486,000 | 144,652,000 | 78,357,000 |
| Gross Profit | 35,311,000 | 38,809,000 | 36,710,000 | 36,432,000 | 19,674,000 |
| Expenses (Income) | 7,788,000 | 11,457,000 | 17,080,000 | 14,179,000 | 5,737,000 |
| Operating Profit | - | - | - | - | - |
| Growth (%) | | | | | |
| Other Income (Expenses) | - | - | - | - | - |
| Income before Tax | 27,523,000 | 27,352,000 | 19,630,000 | 22,253,000 | 13,937,000 |
| Tax | 5,226,000 | 5,227,000 | 4,017,000 | 3,951,000 | 2,580,000 |
| Profit for the period | 22,297,000 | 22,125,000 | 15,613,000 | 18,302,000 | 11,357,000 |
| Growth (%) | | -0.77% | -29.43% | 17.22% | |
| Period Attributable | 19,417,000 | 19,181,000 | 14,464,000 | 15,156,000 | 9,357,000 |
| Comprehensive Income | 23,708,000 | 22,151,000 | 16,454,000 | 19,804,000 | 11,229,000 |
| Comprehensive Attributable | 20,137,000 | 18,867,000 | 15,276,000 | 16,626,000 | 9,255,000 |
| RATIOS | | | | | |
| Current Ratio (%) | 124.20 | 132.26 | 137.93 | 123.94 | 113.00 |
| Dividend (Rp) | 216.00 | 216.00 | 177.00 | 168.00 | - |
| EPS (Rp) | 479.63 | 473.80 | 357.31 | 374.37 | 231.13 |
| BV (Rp) | 2,622.99 | 2,972.17 | 3,125.82 | 3,255.72 | 3,594.45 |
| DAR (X) | 0.50 | 0.49 | 0.48 | 0.47 | 0.49 |
| DER(X) | 1.02 | 0.96 | 0.94 | 0.93 | 0.97 |
| ROA (%) | 10.42 | 9.37 | 6.36 | 6.99 | 3.96 |
| ROE (%) | 21.00 | 18.39 | 12.34 | 13.89 | 7.80 |
| GPM (%) | 18.21 | 19.24 | 19.93 | 20.12 | 20.07 |
| OPM (%) | - | - | - | - | - |
| NPM (%) | 11.50 | 10.97 | 8.48 | 10.11 | 11.59 |
| Payout Ratio (%) | 45.04 | 45.59 | 49.54 | 44.87 | - |
| Yield (%) | 3.18 | 2.91 | 2.95 | 2.03 | - |



Hak Cipta Dilindungi Undang-Undang

Institut Bisnis dan Informatika Kwik Kian Gie

1. Dilarang mengutip sebagian atau seluruh karya tulis ini tanpa mencantumkan dan menyebutkan sumber:
 - a. Pengutipan hanya untuk kepentingan pendidikan, penelitian, penulisan karya ilmiah, penyusunan laporan, penulisan kritik dan tinjauan suatu masalah.
 - b. Pengutipan tidak merugikan kepentingan yang wajar IBIKKG.
2. Dilarang mengemukakan dan memperbanyak sebagian atau seluruh karya tulis ini dalam bentuk apapun tanpa izin IBIKKG.



Lampiran 4. Tabel Data Dividen, ROE, dan DPR

C Hak cipta milik IBI KKG (Institut Bisnis dan Informatika Kwik Kian Gie)

Hak Cipta Dilindungi Undang-Undang

Institut Bisnis dan Informatika Kwik Kian Gie

| Data ADRO | | | |
|-----------|---------|--------|--------|
| Tahun | Dividen | ROE | DPR |
| 2012 | 35.15 | 12.80% | 30.17% |
| 2013 | 28.77 | 7.18% | 32.43% |
| 2014 | 30.24 | 5.62% | 43.72% |
| 2015 | 32.8 | 4.50% | 49.89% |
| 2016 | 42.4 | 9.00% | 30.16% |
| Average | 33.87 | 7.82% | 37.27% |

| Data ASII | | | |
|-----------|---------|--------|--------|
| Tahun | Dividen | ROE | DPR |
| 2012 | 216 | 25.32% | 45.03% |
| 2013 | 216 | 21.00% | 45.04% |
| 2014 | 216 | 18.39% | 45.59% |
| 2015 | 177 | 12.34% | 49.54% |
| 2016 | 168 | 13.89% | 44.87% |
| Average | 198.60 | 18.19% | 46.01% |

| Data BBKA | | | |
|-----------|---------|--------|--------|
| Tahun | Dividen | ROE | DPR |
| 2012 | 114.5 | 22.58% | 24.08% |
| 2013 | 165 | 22.29% | 28.54% |
| 2014 | 198 | 21.19% | 29.61% |
| 2015 | 55 | 20.12% | 7.53% |
| 2016 | 70 | 18.30% | 8.38% |
| Average | 120.50 | 20.90% | 19.63% |

| Data BBNI | | | |
|-----------|---------|--------|--------|
| Tahun | Dividen | ROE | DPR |
| 2012 | 113.35 | 16.19% | 30.00% |
| 2013 | 145.71 | 19.00% | 30.01% |
| 2014 | 144.55 | 17.75% | 25.00% |
| 2015 | 122.53 | 11.65% | 25.20% |
| 2016 | 212.81 | 12.78% | 35.00% |
| Average | 147.79 | 15.47% | 29.04% |

1. Dilarang mengutip sebagian atau seluruh karya tulis ini tanpa mencantumkan dan menyebutkan sumber:
 - a. Pengutipan hanya untuk kepentingan pendidikan, penelitian, penulisan karya ilmiah, penyusunan laporan, penulisan kritik dan tinjauan suatu masalah.
 - b. Pengutipan tidak merugikan kepentingan yang wajar IBIKKG.
2. Dilarang mengumumkan dan memperbanyak sebagian atau seluruh karya tulis ini dalam bentuk apapun tanpa izin IBIKKG.



Lampiran 4. Tabel Data Dividen, ROE, dan DPR (Lanjutan)

C Hak cipta milik IBI KKG (Institut Bisnis dan Informatika Kwik Kian Gie)

Hak Cipta Dilindungi Undang-Undang

Institut Bisnis dan Informatika Kwik Kian Gie

| Data BBRI | | | |
|-----------|---------|--------|--------|
| Tahun | Dividen | ROE | DPR |
| 2012 | 225.23 | 28.80% | 29.74% |
| 2013 | 257.33 | 26.92% | 29.74% |
| 2014 | 294.8 | 24.82% | 30.00% |
| 2015 | 311.66 | 22.46% | 30.27% |
| 2016 | 428.61 | 17.86% | 40.36% |
| Average | 303.53 | 24.17% | 32.02% |

| Data BMRI | | | |
|-----------|---------|--------|--------|
| Tahun | Dividen | ROE | DPR |
| 2012 | 199.33 | 20.96% | 30.00% |
| 2013 | 234.05 | 21.21% | 30.00% |
| 2014 | 212.91 | 19.70% | 25.00% |
| 2015 | 261.45 | 17.70% | 30.00% |
| 2016 | 266.27 | 9.55% | 45.00% |
| Average | 234.80 | 17.82% | 32.00% |

| Data GGRM | | | |
|-----------|---------|--------|--------|
| Tahun | Dividen | ROE | DPR |
| 2012 | 800 | 15.29% | 38.35% |
| 2013 | 800 | 14.90% | 35.56% |
| 2014 | 800 | 16.24% | 28.67% |
| 2015 | 2600 | 16.98% | 77.73% |
| 2016 | 2600 | 16.87% | 74.92% |
| Average | 1520.00 | 16.06% | 51.05% |

| Data INDF | | | |
|-----------|---------|--------|--------|
| Tahun | Dividen | ROE | DPR |
| 2012 | 185 | 14.00% | 49.81% |
| 2013 | 142 | 8.90% | 49.80% |
| 2014 | 220 | 12.48% | 49.72% |
| 2015 | 168 | 8.60% | 49.70% |
| 2016 | 235 | 11.99% | 49.79% |
| Average | 190.00 | 11.19% | 49.76% |

1. Dilarang mengutip sebagian atau seluruh karya tulis ini tanpa mencantumkan dan menyebutkan sumber:
 - a. Pengutipan hanya untuk kepentingan pendidikan, penelitian, penulisan karya ilmiah, penyusunan laporan, penulisan kritik dan tinjauan suatu masalah.
 - b. Pengutipan tidak merugikan kepentingan yang wajar IBIKKG.
2. Dilarang mengemukakan dan memperbanyak sebagian atau seluruh karya tulis ini dalam bentuk apapun tanpa izin IBIKKG.

Lampiran 4. Tabel Data Dividen, ROE, dan DPR (Lanjutan)

© Hak cipta milik IBI KKG (Institut Bisnis dan Informatika Kwik Kian Gie)

Hak Cipta Dilindungi Undang-Undang

Institut Bisnis dan Informatika Kwik Kian Gie

| Data INTP | | | |
|------------------|---------|--------|--------|
| Tahun | Dividen | ROE | DPR |
| 2012 | 450 | 24.53% | 34.80% |
| 2013 | 900 | 21.81% | 66.13% |
| 2014 | 1350 | 21.28% | 94.29% |
| 2015 | 415 | 18.25% | 35.07% |
| 2016 | 929 | 12.84% | 88.36% |
| Average | 808.80 | 19.74% | 63.73% |

| Data LSIP | | | |
|------------------|---------|--------|--------|
| Tahun | Dividen | ROE | DPR |
| 2012 | 66 | 17.76% | 40.34% |
| 2013 | 46 | 11.62% | 40.79% |
| 2014 | 53 | 12.70% | 39.45% |
| 2015 | 37 | 8.49% | 40.50% |
| 2016 | 35 | 7.75% | 40.21% |
| Average | 47.40 | 11.66% | 40.26% |

| Data PTBA | | | |
|------------------|---------|--------|--------|
| Tahun | Dividen | ROE | DPR |
| 2012 | 720.75 | 34.21% | 57.26% |
| 2013 | 461.97 | 24.55% | 58.29% |
| 2014 | 324.57 | 23.29% | 37.09% |
| 2015 | 289.73 | 21.93% | 32.79% |
| 2016 | 285.5 | 19.18% | 32.79% |
| Average | 416.50 | 24.63% | 43.64% |

| Data UNTR | | | |
|------------------|---------|--------|--------|
| Tahun | Dividen | ROE | DPR |
| 2012 | 830 | 17.81% | 53.57% |
| 2013 | 690 | 13.46% | 53.25% |
| 2014 | 935 | 12.55% | 64.95% |
| 2015 | 691 | 7.11% | 66.89% |
| 2016 | 143 | 11.98% | 10.66% |
| average | 657.80 | 12.58% | 49.86% |

1. Dilarang mengutip sebagian atau seluruh karya tulis ini tanpa mencantumkan dan menyebutkan sumber:
 - a. Pengutipan hanya untuk kepentingan pendidikan, penelitian, penulisan karya ilmiah, penyusunan laporan, penulisan kritik dan tinjauan suatu masalah.
 - b. Pengutipan tidak merugikan kepentingan yang wajar IBIKKG.
2. Dilarang mengemukakan dan memperbanyak sebagian atau seluruh karya tulis ini dalam bentuk apapun tanpa izin IBIKKG.

Lampiran 4. Tabel Data Dividen, ROE, dan DPR (Lanjutan)

| Data UNVR | | | |
|-----------|---------|---------|--------|
| Tahun | Dividen | ROE | DPR |
| 2012 | 634 | 121.94% | 99.96% |
| 2013 | 701 | 125.81% | 99.93% |
| 2014 | 336 | 124.78% | 44.67% |
| 2015 | 766 | 121.22% | 99.88% |
| 2016 | 375 | 135.85% | 44.77% |
| Average | 562.40 | 125.92% | 77.84% |

Hak cipta milik IBI KKG (Institut Bisnis dan Informatika Kwik Kian Gie)

Hak Cipta Dilindungi Undang-Undang

Institut Bisnis dan Informatika Kwik Kian Gie

1. Dilarang mengutip sebagian atau seluruh karya tulis ini tanpa mencantumkan dan menyebutkan sumber:
 - a. Pengutipan hanya untuk kepentingan pendidikan, penelitian, penulisan karya ilmiah, penyusunan laporan, penulisan kritik dan tinjauan suatu masalah.
 - b. Pengutipan tidak merugikan kepentingan yang wajar IBIKKG.
2. Dilarang mengumumkan dan memperbanyak sebagian atau seluruh karya tulis ini dalam bentuk apapun tanpa izin IBIKKG.



Lampiran 5. Hasil Valuasi Harga dengan Metode DDM Constant Growth

| No. | Kode Emiten | Dividen per share | ROE (%) | DPR (%) | Retention Rate (%) | g | D1 (2017) | D2 (2018) | k | k - g | Price DEC 2016 | Intrinsik Value |
|-----|-------------|-------------------|---------|---------|--------------------|--------|-----------|-----------|--------|-------|----------------|-----------------|
| 1 | ADRO | 33.87 | 7.82% | 37.27% | 62.73% | 4.91% | 35.53 | 37.27 | 7.00% | 2.10% | 1,695 | 1,778 |
| 2 | ASII | 198.6 | 18.19% | 46.01% | 53.99% | 9.82% | 218.10 | 239.52 | 12.46% | 2.64% | 8275 | 9,088 |
| 3 | BCA | 120.5 | 20.90% | 19.63% | 80.37% | 16.80% | 140.74 | 164.38 | 17.71% | 0.91% | 15500 | 18,104 |
| 4 | BNI | 147.79 | 15.47% | 29.04% | 70.96% | 10.98% | 164.01 | 182.02 | 13.95% | 2.97% | 5525 | 6,132 |
| 5 | BBRI | 303.53 | 24.17% | 32.02% | 67.98% | 16.43% | 353.40 | 411.47 | 19.46% | 3.03% | 11675 | 13,593 |
| 6 | BMRI | 234.8 | 17.82% | 32.00% | 68.00% | 12.12% | 263.25 | 295.15 | 14.39% | 2.27% | 11575 | 12,978 |
| 7 | GGRM | 1520 | 16.06% | 51.05% | 48.95% | 7.86% | 1639.49 | 1768.38 | 10.43% | 2.57% | 63900 | 68,923 |
| 8 | INDF | 190 | 11.19% | 49.76% | 50.24% | 5.62% | 200.68 | 211.96 | 8.15% | 2.53% | 7925 | 8,371 |
| 9 | NTP | 808.8 | 19.74% | 63.73% | 36.27% | 7.16% | 866.71 | 928.76 | 12.79% | 5.63% | 15400 | 16,503 |
| 10 | SIP | 47.4 | 11.66% | 40.26% | 59.74% | 6.97% | 50.70 | 54.23 | 9.88% | 2.91% | 1740 | 1,861 |
| 11 | TBA | 416.5 | 24.63% | 43.64% | 56.36% | 13.88% | 474.32 | 540.16 | 17.68% | 3.79% | 12500 | 14,235 |
| 12 | UNTR | 657.8 | 12.58% | 49.86% | 50.14% | 6.31% | 699.29 | 743.40 | 9.60% | 3.29% | 21250 | 22,590 |
| 13 | UNVR | 562.4 | 125.92% | 77.84% | 22.16% | 27.90% | 719.33 | 920.05 | 29.76% | 1.85% | 38800 | 49,627 |

Hak cipta dimiliki IBKKG (Institut Bisnis dan Informatika Kwik Kian Gie)

1. Hak Cipta Dilindungi Undang-Undang

2. Dilarang mengutip, mengutip sebagian atau seluruhnya karya tulis ini dalam bentuk apapun tanpa izin IBKKG.

3. Dilarang menyalin, menduplikasi, mendistribusikan, menyebarkan, memperbanyak atau melakukan tindakan lain yang melanggar hak cipta tanpa izin IBKKG.

4. Dilarang menggunakan gambar, logo, atau simbol lain yang melanggar hak cipta tanpa izin IBKKG.

5. Dilarang menggunakan nama, identitas, atau informasi lain yang melanggar hak cipta tanpa izin IBKKG.

6. Dilarang menggunakan nama, identitas, atau informasi lain yang melanggar hak cipta tanpa izin IBKKG.

7. Dilarang menggunakan nama, identitas, atau informasi lain yang melanggar hak cipta tanpa izin IBKKG.

8. Dilarang menggunakan nama, identitas, atau informasi lain yang melanggar hak cipta tanpa izin IBKKG.

9. Dilarang menggunakan nama, identitas, atau informasi lain yang melanggar hak cipta tanpa izin IBKKG.

10. Dilarang menggunakan nama, identitas, atau informasi lain yang melanggar hak cipta tanpa izin IBKKG.

11. Dilarang menggunakan nama, identitas, atau informasi lain yang melanggar hak cipta tanpa izin IBKKG.

12. Dilarang menggunakan nama, identitas, atau informasi lain yang melanggar hak cipta tanpa izin IBKKG.

13. Dilarang menggunakan nama, identitas, atau informasi lain yang melanggar hak cipta tanpa izin IBKKG.

14. Dilarang menggunakan nama, identitas, atau informasi lain yang melanggar hak cipta tanpa izin IBKKG.

15. Dilarang menggunakan nama, identitas, atau informasi lain yang melanggar hak cipta tanpa izin IBKKG.

16. Dilarang menggunakan nama, identitas, atau informasi lain yang melanggar hak cipta tanpa izin IBKKG.

17. Dilarang menggunakan nama, identitas, atau informasi lain yang melanggar hak cipta tanpa izin IBKKG.

18. Dilarang menggunakan nama, identitas, atau informasi lain yang melanggar hak cipta tanpa izin IBKKG.

19. Dilarang menggunakan nama, identitas, atau informasi lain yang melanggar hak cipta tanpa izin IBKKG.

20. Dilarang menggunakan nama, identitas, atau informasi lain yang melanggar hak cipta tanpa izin IBKKG.

21. Dilarang menggunakan nama, identitas, atau informasi lain yang melanggar hak cipta tanpa izin IBKKG.

22. Dilarang menggunakan nama, identitas, atau informasi lain yang melanggar hak cipta tanpa izin IBKKG.

23. Dilarang menggunakan nama, identitas, atau informasi lain yang melanggar hak cipta tanpa izin IBKKG.

24. Dilarang menggunakan nama, identitas, atau informasi lain yang melanggar hak cipta tanpa izin IBKKG.

25. Dilarang menggunakan nama, identitas, atau informasi lain yang melanggar hak cipta tanpa izin IBKKG.

26. Dilarang menggunakan nama, identitas, atau informasi lain yang melanggar hak cipta tanpa izin IBKKG.

27. Dilarang menggunakan nama, identitas, atau informasi lain yang melanggar hak cipta tanpa izin IBKKG.

28. Dilarang menggunakan nama, identitas, atau informasi lain yang melanggar hak cipta tanpa izin IBKKG.

29. Dilarang menggunakan nama, identitas, atau informasi lain yang melanggar hak cipta tanpa izin IBKKG.

30. Dilarang menggunakan nama, identitas, atau informasi lain yang melanggar hak cipta tanpa izin IBKKG.

31. Dilarang menggunakan nama, identitas, atau informasi lain yang melanggar hak cipta tanpa izin IBKKG.

32. Dilarang menggunakan nama, identitas, atau informasi lain yang melanggar hak cipta tanpa izin IBKKG.

33. Dilarang menggunakan nama, identitas, atau informasi lain yang melanggar hak cipta tanpa izin IBKKG.

34. Dilarang menggunakan nama, identitas, atau informasi lain yang melanggar hak cipta tanpa izin IBKKG.

35. Dilarang menggunakan nama, identitas, atau informasi lain yang melanggar hak cipta tanpa izin IBKKG.

36. Dilarang menggunakan nama, identitas, atau informasi lain yang melanggar hak cipta tanpa izin IBKKG.

37. Dilarang menggunakan nama, identitas, atau informasi lain yang melanggar hak cipta tanpa izin IBKKG.

38. Dilarang menggunakan nama, identitas, atau informasi lain yang melanggar hak cipta tanpa izin IBKKG.

39. Dilarang menggunakan nama, identitas, atau informasi lain yang melanggar hak cipta tanpa izin IBKKG.

40. Dilarang menggunakan nama, identitas, atau informasi lain yang melanggar hak cipta tanpa izin IBKKG.

41. Dilarang menggunakan nama, identitas, atau informasi lain yang melanggar hak cipta tanpa izin IBKKG.

42. Dilarang menggunakan nama, identitas, atau informasi lain yang melanggar hak cipta tanpa izin IBKKG.

43. Dilarang menggunakan nama, identitas, atau informasi lain yang melanggar hak cipta tanpa izin IBKKG.

44. Dilarang menggunakan nama, identitas, atau informasi lain yang melanggar hak cipta tanpa izin IBKKG.

45. Dilarang menggunakan nama, identitas, atau informasi lain yang melanggar hak cipta tanpa izin IBKKG.

46. Dilarang menggunakan nama, identitas, atau informasi lain yang melanggar hak cipta tanpa izin IBKKG.

47. Dilarang menggunakan nama, identitas, atau informasi lain yang melanggar hak cipta tanpa izin IBKKG.

48. Dilarang menggunakan nama, identitas, atau informasi lain yang melanggar hak cipta tanpa izin IBKKG.

49. Dilarang menggunakan nama, identitas, atau informasi lain yang melanggar hak cipta tanpa izin IBKKG.

50. Dilarang menggunakan nama, identitas, atau informasi lain yang melanggar hak cipta tanpa izin IBKKG.

51. Dilarang menggunakan nama, identitas, atau informasi lain yang melanggar hak cipta tanpa izin IBKKG.

52. Dilarang menggunakan nama, identitas, atau informasi lain yang melanggar hak cipta tanpa izin IBKKG.

53. Dilarang menggunakan nama, identitas, atau informasi lain yang melanggar hak cipta tanpa izin IBKKG.

54. Dilarang menggunakan nama, identitas, atau informasi lain yang melanggar hak cipta tanpa izin IBKKG.

55. Dilarang menggunakan nama, identitas, atau informasi lain yang melanggar hak cipta tanpa izin IBKKG.

56. Dilarang menggunakan nama, identitas, atau informasi lain yang melanggar hak cipta tanpa izin IBKKG.

57. Dilarang menggunakan nama, identitas, atau informasi lain yang melanggar hak cipta tanpa izin IBKKG.

58. Dilarang menggunakan nama, identitas, atau informasi lain yang melanggar hak cipta tanpa izin IBKKG.

59. Dilarang menggunakan nama, identitas, atau informasi lain yang melanggar hak cipta tanpa izin IBKKG.

60. Dilarang menggunakan nama, identitas, atau informasi lain yang melanggar hak cipta tanpa izin IBKKG.

61. Dilarang menggunakan nama, identitas, atau informasi lain yang melanggar hak cipta tanpa izin IBKKG.

62. Dilarang menggunakan nama, identitas, atau informasi lain yang melanggar hak cipta tanpa izin IBKKG.

63. Dilarang menggunakan nama, identitas, atau informasi lain yang melanggar hak cipta tanpa izin IBKKG.

64. Dilarang menggunakan nama, identitas, atau informasi lain yang melanggar hak cipta tanpa izin IBKKG.

65. Dilarang menggunakan nama, identitas, atau informasi lain yang melanggar hak cipta tanpa izin IBKKG.

66. Dilarang menggunakan nama, identitas, atau informasi lain yang melanggar hak cipta tanpa izin IBKKG.

67. Dilarang menggunakan nama, identitas, atau informasi lain yang melanggar hak cipta tanpa izin IBKKG.

68. Dilarang menggunakan nama, identitas, atau informasi lain yang melanggar hak cipta tanpa izin IBKKG.

69. Dilarang menggunakan nama, identitas, atau informasi lain yang melanggar hak cipta tanpa izin IBKKG.

70. Dilarang menggunakan nama, identitas, atau informasi lain yang melanggar hak cipta tanpa izin IBKKG.

71. Dilarang menggunakan nama, identitas, atau informasi lain yang melanggar hak cipta tanpa izin IBKKG.

72. Dilarang menggunakan nama, identitas, atau informasi lain yang melanggar hak cipta tanpa izin IBKKG.

73. Dilarang menggunakan nama, identitas, atau informasi lain yang melanggar hak cipta tanpa izin IBKKG.

74. Dilarang menggunakan nama, identitas, atau informasi lain yang melanggar hak cipta tanpa izin IBKKG.

75. Dilarang menggunakan nama, identitas, atau informasi lain yang melanggar hak cipta tanpa izin IBKKG.

76. Dilarang menggunakan nama, identitas, atau informasi lain yang melanggar hak cipta tanpa izin IBKKG.

77. Dilarang menggunakan nama, identitas, atau informasi lain yang melanggar hak cipta tanpa izin IBKKG.

78. Dilarang menggunakan nama, identitas, atau informasi lain yang melanggar hak cipta tanpa izin IBKKG.

79. Dilarang menggunakan nama, identitas, atau informasi lain yang melanggar hak cipta tanpa izin IBKKG.

80. Dilarang menggunakan nama, identitas, atau informasi lain yang melanggar hak cipta tanpa izin IBKKG.

81. Dilarang menggunakan nama, identitas, atau informasi lain yang melanggar hak cipta tanpa izin IBKKG.

82. Dilarang menggunakan nama, identitas, atau informasi lain yang melanggar hak cipta tanpa izin IBKKG.

83. Dilarang menggunakan nama, identitas, atau informasi lain yang melanggar hak cipta tanpa izin IBKKG.

84. Dilarang menggunakan nama, identitas, atau informasi lain yang melanggar hak cipta tanpa izin IBKKG.

85. Dilarang menggunakan nama, identitas, atau informasi lain yang melanggar hak cipta tanpa izin IBKKG.

86. Dilarang menggunakan nama, identitas, atau informasi lain yang melanggar hak cipta tanpa izin IBKKG.

87. Dilarang menggunakan nama, identitas, atau informasi lain yang melanggar hak cipta tanpa izin IBKKG.

88. Dilarang menggunakan nama, identitas, atau informasi lain yang melanggar hak cipta tanpa izin IBKKG.

89. Dilarang menggunakan nama, identitas, atau informasi lain yang melanggar hak cipta tanpa izin IBKKG.

90. Dilarang menggunakan nama, identitas, atau informasi lain yang melanggar hak cipta tanpa izin IBKKG.

91. Dilarang menggunakan nama, identitas, atau informasi lain yang melanggar hak cipta tanpa izin IBKKG.

92. Dilarang menggunakan nama, identitas, atau informasi lain yang melanggar hak cipta tanpa izin IBKKG.

93. Dilarang menggunakan nama, identitas, atau informasi lain yang melanggar hak cipta tanpa izin IBKKG.

94. Dilarang menggunakan nama, identitas, atau informasi lain yang melanggar hak cipta tanpa izin IBKKG.

95. Dilarang menggunakan nama, identitas, atau informasi lain yang melanggar hak cipta tanpa izin IBKKG.

96. Dilarang menggunakan nama, identitas, atau informasi lain yang melanggar hak cipta tanpa izin IBKKG.

97. Dilarang menggunakan nama, identitas, atau informasi lain yang melanggar hak cipta tanpa izin IBKKG.

98. Dilarang menggunakan nama, identitas, atau informasi lain yang melanggar hak cipta tanpa izin IBKKG.

99. Dilarang menggunakan nama, identitas, atau informasi lain yang melanggar hak cipta tanpa izin IBKKG.

100. Dilarang menggunakan nama, identitas, atau informasi lain yang melanggar hak cipta tanpa izin IBKKG.



Lampiran 6. Hasil Valuasi Harga dengan Metode Price Earning Ratio

| No. | Kode | PER | EPS | g | EPS 1 (2017) | EPS 2 (2018) | Intrinsic Value |
|-----|------|-------|---------|--------|--------------|--------------|-----------------|
| 1 | ADRO | 14.96 | 140.56 | 4.91% | 147.46 | 154.69 | 2,314 |
| 2 | ASII | 22.28 | 374.37 | 9.82% | 411.14 | 451.51 | 10,060 |
| 3 | BBCA | 18.95 | 835.76 | 16.80% | 976.15 | 1140.11 | 21,605 |
| 4 | BBNI | 10.01 | 608.02 | 10.98% | 674.77 | 748.84 | 7,496 |
| 5 | BBRI | 11.4 | 1061.88 | 16.43% | 1236.36 | 1439.50 | 16,410 |
| 6 | BMRI | 16.86 | 591.71 | 12.12% | 663.41 | 743.80 | 12,540 |
| 7 | GGRM | 20.04 | 3470.26 | 7.86% | 3743.07 | 4037.33 | 80,908 |
| 8 | INDF | 16.11 | 472.02 | 5.62% | 498.56 | 526.58 | 8,483 |
| 9 | INTP | 13.51 | 1051.37 | 7.16% | 1126.64 | 1207.31 | 16,311 |
| 10 | LSIP | 32.7 | 87.04 | 6.97% | 93.10 | 99.59 | 3,257 |
| 11 | PTBA | 20.54 | 870.69 | 13.88% | 991.55 | 1129.20 | 23,194 |
| 12 | UNTR | 19.01 | 1341.03 | 6.31% | 1425.62 | 1515.54 | 28,810 |
| 13 | UNVR | 46.74 | 837.57 | 27.90% | 1071.28 | 1370.21 | 64,044 |

Hak cipta milik IBIKKG (Institut Bisnis dan Informatika Kwik Kian Gie)

Institut Bisnis

1. Dilarang mengutip sebagian atau seluruh karya tulis ini tanpa mencantumkan dan menyebutkan sumber:
 - a. Pengutipan hanya untuk kepentingan pendidikan, penelitian, penulisan karya ilmiah, penyusunan laporan penulisan kritik dan tinjauan suatu masalah.
 - b. Pengutipan tidak merugikan kepentingan yang wajar IBIKKG.
2. Dilarang mengemukakan dan memperbanyak sebagian atau seluruh karya tulis ini dalam bentuk apapun tanpa izin IBIKKG.



© Hak cipta milik IBI KKG (Institut Bisnis dan Informatika Kwik Kian Gie)

Institut Bisnis dan Informatika Kwik Kian Gie

Hak Cipta Dilindungi Undang-Undang

1. Dilarang mengutip sebagian atau seluruh karya tulis ini tanpa mencantumkan dan menyebutkan sumber:
 - a. Pengutipan hanya untuk kepentingan pendidikan, penelitian, penulisan karya ilmiah, penyusunan laporan, penulisan kritik dan tinjauan suatu masalah.
 - b. Pengutipan tidak merugikan kepentingan yang wajar IBIKKG.
2. Dilarang mengumumkan dan memperbanyak sebagian atau seluruh karya tulis ini dalam bentuk apapun tanpa izin IBIKKG.