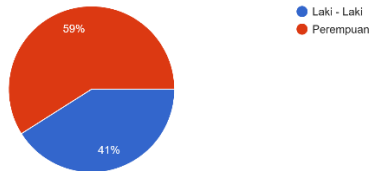


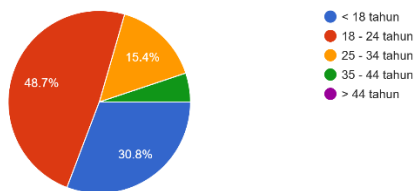
## LAMPIRAN

### Lampiran 1: Kuisiener CPM KyoYu Tea

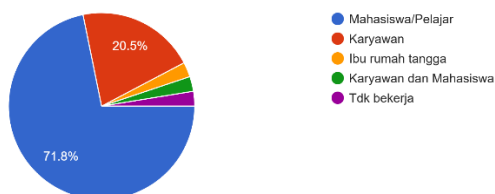
Jenis kelamin  
39 responses



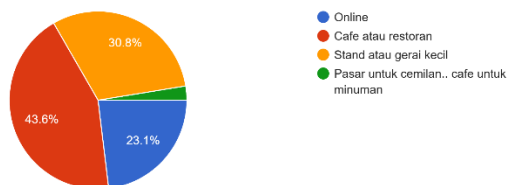
Usia  
39 responses



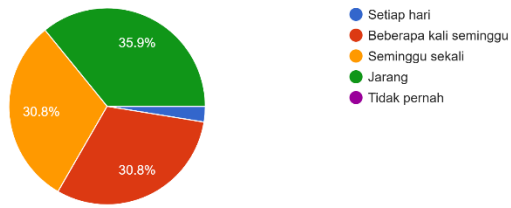
Pekerjaan  
39 responses



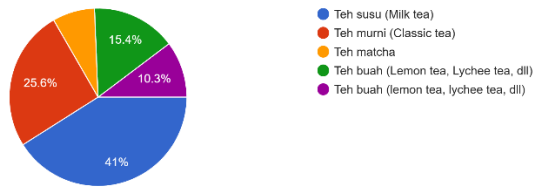
Di mana Anda biasanya membeli minuman dan cemilan?  
39 responses



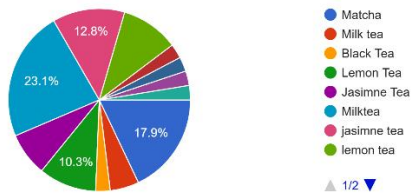
Seberapa sering Anda membeli minuman berbasis teh?  
39 responses



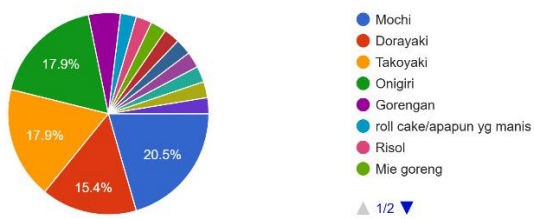
Jenis minuman teh apa yang paling Anda sukai?  
39 responses



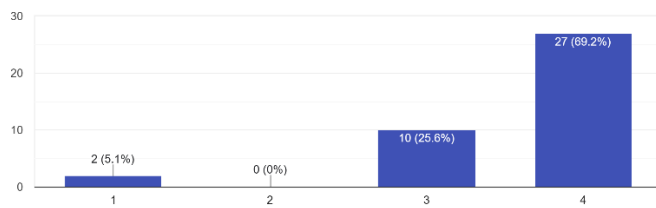
Apa rasa teh favorit Anda?  
39 responses



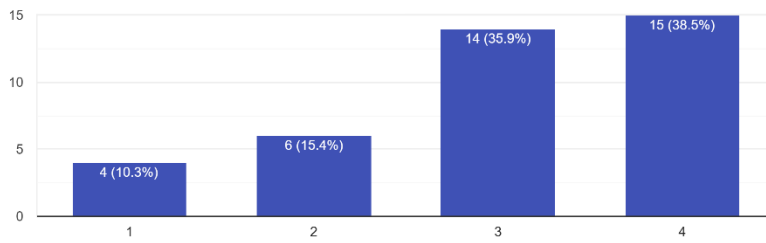
Cemilan apa yang biasanya Anda nikmati bersama teh?  
39 responses



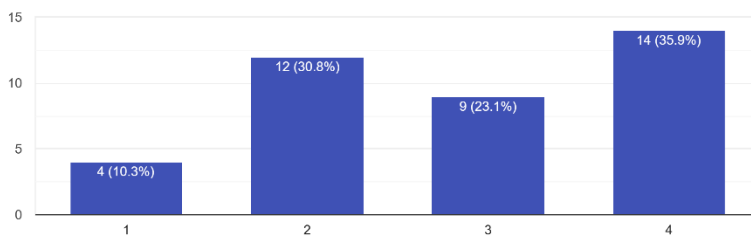
Seberapa penting kualitas rasa minuman teh bagi Anda?  
39 responses



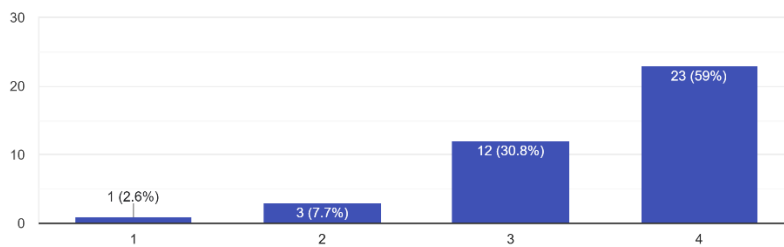
Apakah variasi rasa teh (misalnya matcha, taro, salted caramel) menjadi faktor penting?  
39 responses



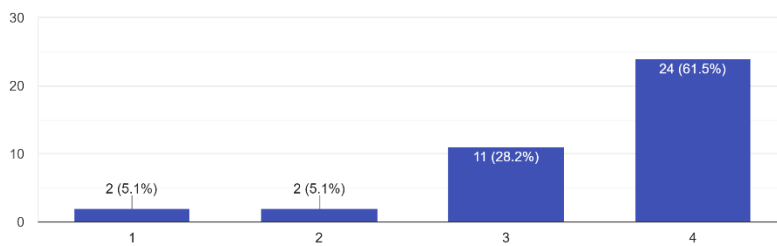
Seberapa penting kualitas cemilan pendamping (misalnya mochi, dorayaki)?  
39 responses



Seberapa penting lokasi Cafe yang strategis dan mudah di akses?  
39 responses

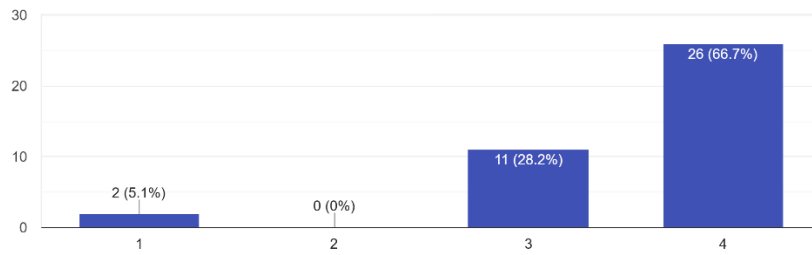


Seberapa penting harga yang terjangkau untuk Anda?  
39 responses



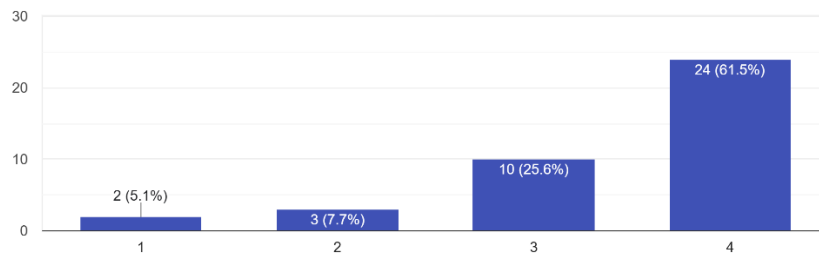
Apakah promo atau diskon menjadi daya tarik bagi Anda?

39 responses



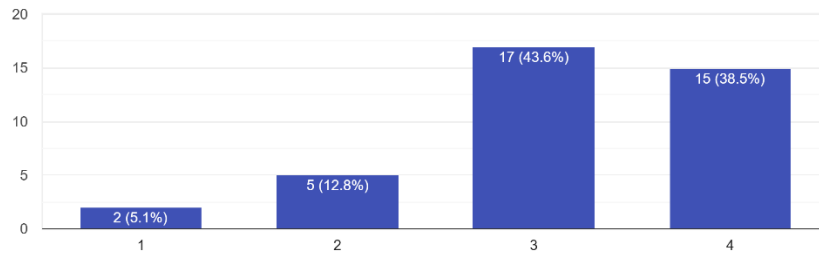
Apakah keramahan staf sangat memengaruhi pengalaman Anda?

39 responses



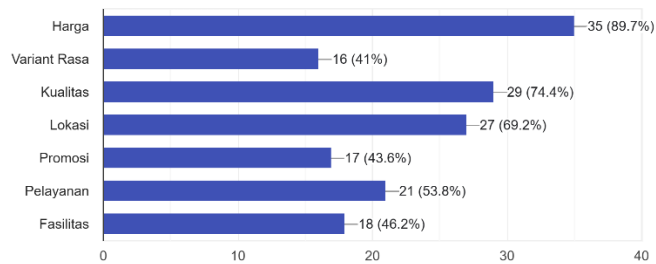
Apakah Fasilitas yang disediakan memengaruhi keputusan Anda?

39 responses

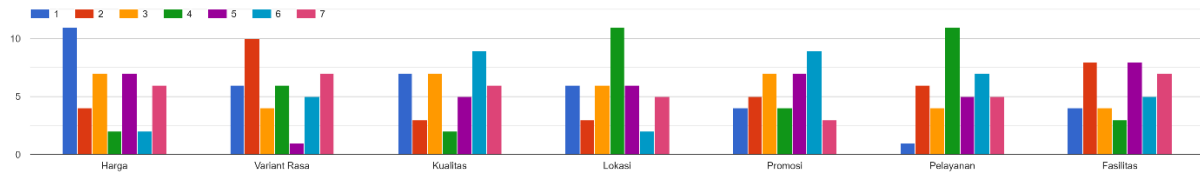


Apa saja faktor yang Anda pertimbangkan ketika memilih untuk pergi ke kafe? (Anda dapat memilih lebih dari satu jawaban)

39 responses



Urutkan yang menurut Anda paling penting



## Lampiran 2: Ramalan dan anggaran penjualan

No	Nama Produk	2026	2027	2028	2029	2030
<b>Minuman</b>						
1	Classic Milk Tea	3197	3357	3525	3701	3886
2	Matcha Latte	2789	2928	3075	3228	3390
3	Hokkaido Chocolate Milk	2517	2643	2775	2913	3059
4	Salted Caramel Milk Tea	2755	2893	3037	3189	3348
5	Yuzu Tea	2619	2750	2887	3032	3183
6	Mango Jasmine Tea	2517	2643	2775	2913	3059
<b>Makanan</b>						
1	Mochi	2899	3044	3196	3356	3524
2	Dorayaki	4045	4247	4459	4682	4916
3	Melonpan	2871	3014	3165	3323	3490
4	Dango	1906	2001	2101	2206	2317
5	Matcha Cheesecake	1531	1607	1688	1772	1861
6	Japanese Castella Cake	1374	1442	1514	1590	1670

No	Menu	2026			2027			2028		
		Unit	Harga Jual	Total	Unit	Harga Jual	Total	Unit	Harga Jual	Total
1	Classic Milk Tea	3.197	23.000	73.528.678	3.357	24.150	81.065.367	3.525	25.358	89.374.567
2	Matcha Latte	2.789	28.000	78.085.959	2.928	29.400	86.089.770	3.075	30.870	94.913.971
3	Hokkaido Chocolate Milk	2.517	25.000	62.917.694	2.643	26.250	69.366.757	2.775	27.563	76.476.850
4	Salted Caramel Milk Tea	2.755	25.000	68.869.367	2.893	26.250	75.928.477	3.037	27.563	83.711.146
5	Yuzu Tea	2.619	25.000	65.468.411	2.750	26.250	72.178.923	2.887	27.563	79.577.263
6	Mango Jasmine Tea	2.517	28.000	70.467.817	2.643	29.400	77.690.768	2.775	30.870	85.654.072
				<b>419.337.925</b>			<b>462.320.062</b>			<b>509.707.869</b>
1	Mochi	2.899	25.000	72.482.239	3.044	26.250	79.911.669	3.196	27.563	88.102.615
2	Dorayaki	4.045	28.000	113.254.361	4.247	29.400	124.862.933	4.459	30.870	137.661.383
3	Melonpan	2.871	10.000	28.708.760	3.014	10.500	31.651.408	3.165	11.025	34.895.677
4	Dango	1.906	20.000	38.116.968	2.001	21.000	42.023.957	2.101	22.050	46.331.413
5	Matcha Cheesecake	1.531	28.000	42.859.004	1.607	29.400	47.252.052	1.688	30.870	52.095.387
6	Japanese Castella Cake	1.374	35.000	48.076.380	1.442	36.750	53.004.208	1.514	38.588	58.437.140
				<b>343.497.711</b>			<b>378.706.227</b>			<b>417.523.615</b>

Anggaran penjualan 2029-2030							
No	Menu	2029			2030		
		Unit	Harga Jual	Total	Unit	Harga Jual	Total
1	Classic Milk Tea	3.701	26.625	98.535.460	3.886	27.957	108.635.345
2	Matcha Latte	3.228	32.414	104.642.653	3.390	34.034	115.368.525
3	Hokkaido Chocolate Milk	2.913	28.941	84.315.727	3.059	30.388	92.958.089
4	Salted Caramel Milk Tea	3.189	28.941	92.291.539	3.348	30.388	101.751.422
5	Yuzu Tea	3.032	28.941	87.733.932	3.183	30.388	96.726.660
6	Mango Jasmine Tea	2.913	32.414	94.433.614	3.059	34.034	104.113.059
				<b>561.952.925</b>			<b>619.553.100</b>
1	Mochi	3.356	28.941	97.133.133	3.524	30.388	107.089.279
2	Dorayaki	4.682	32.414	151.771.675	4.916	34.034	167.328.272
3	Melonpan	3.323	11.576	38.472.484	3.490	12.155	42.415.914
4	Dango	2.206	23.153	51.080.383	2.317	24.310	56.316.122
5	Matcha Cheesecake	1.772	32.414	57.435.164	1.861	34.034	63.322.269
6	Japanese Castella Cake	1.590	40.517	64.426.947	1.670	42.543	71.030.709
				<b>460.319.785</b>			<b>507.502.563</b>

### Lampiran 3: Kompensasi Balas Jasa

Gaji dan THR 2026							
No	Jabatan	Unit	Gaji/Bulan	Total	Total	THR	Total
1	Manajer	1	5.000.000	5.000.000	60.000.000	1.250.000	61.250.000
2	Baker	2	3.500.000	7.000.000	84.000.000	1.750.000	85.750.000
3	Barista	2	3.500.000	7.000.000	84.000.000	1.750.000	85.750.000
4	Waiter/waitress	1	2.500.000	2.500.000	30.000.000	625.000	30.625.000
5	Kasir	1	2.500.000	2.500.000	30.000.000	625.000	30.625.000
<b>Total</b>							<b>294.000.000</b>
Gaji dan THR 2027							
No	Jabatan	Unit	Gaji/Bulan	Total	Total	THR	Total
1	Manajer	1	5.250.000	5.250.000	63.000.000	5.250.000	68.250.000
2	Baker	2	3.675.000	7.350.000	88.200.000	7.350.000	95.550.000
3	Barista	2	3.675.000	7.350.000	88.200.000	7.350.000	95.550.000
4	Waiter/waitress	1	2.625.000	2.625.000	31.500.000	2.625.000	34.125.000
5	Kasir	1	2.625.000	2.625.000	31.500.000	2.625.000	34.125.000
<b>Total</b>							<b>327.600.000</b>
Gaji dan THR 2028							
No	Jabatan	Unit	Gaji/Bulan	Total	Total	THR	Total
1	Manajer	1	5.512.500	5.512.500	66.150.000	5.512.500	71.662.500
2	Baker	2	3.858.750	7.717.500	92.610.000	7.717.500	100.327.500
3	Barista	2	3.858.750	7.717.500	92.610.000	7.717.500	100.327.500
4	Waiter/waitress	2	2.756.250	5.512.500	66.150.000	5.512.500	71.662.500
5	Kasir	1	2.756.250	2.756.250	33.075.000	2.756.250	35.831.250
<b>Total</b>							<b>379.811.000</b>
Gaji dan THR 2029							
No	Jabatan	Unit	Gaji/Bulan	Total	Total	THR	Total
1	Manajer	1	5.843.250	5.843.250	70.119.000	5.843.250	75.962.250
2	Baker	3	4.090.275	12.270.825	147.249.900	12.270.825	159.520.725
3	Barista	2	4.090.275	8.180.550	98.166.600	8.180.550	106.347.150
4	Waiter/waitress	2	2.894.063	5.788.125	69.457.500	5.788.125	75.245.625
5	Kasir	2	2.894.063	5.788.125	69.457.500	5.788.125	75.245.625
<b>Total</b>							<b>492.321.000</b>
Gaji dan THR 2030							
No	Jabatan	Unit	Gaji/Bulan	Total	Total	THR	Total
1	Manajer	1	6.135.413	6.135.413	73.624.950	6.135.413	79.760.363
2	Baker	3	4.294.789	12.884.366	154.612.395	12.884.366	167.496.761
3	Barista	3	4.294.789	12.884.366	154.612.395	12.884.366	167.496.761
4	Waiter/waitress	2	3.038.766	6.077.531	72.930.375	6.077.531	79.007.906
5	Kasir	2	3.038.766	6.077.531	72.930.375	6.077.531	79.007.906
<b>Total</b>							<b>572.770.000</b>

## Lampiran 4 Perlengkapan

Tahun 2026				
Perlengkapan				
No	Perlengkapan	Jumlah	Harga Satuan	Total
1	Paper Bag Kue (1 Pack 100 Pcs)	60	40.000	2.400.000
2	Slice cake box	1.260	850	1.071.000
3	Box Kue (20x20x10)	600	2.400	1.440.000
4	Kantong Kertas Polos	7.200	190	1.368.000
5	Sedotan Kertas (100pcs)	120	20.200	2.424.000
6	<i>Baking Paper</i>	120	10.000	1.200.000
7	<i>Cup PP Injection</i>	14760	500	7.380.000
8	<i>Paper Bag Packing</i>	6.000	500	3.000.000
9	<i>Tissue Meja</i>	180	4.000	720.000
10	<i>Vinyl Cooking Gloves (1 Pack 100 pcs)</i>	60	35.000	2.100.000
11	<i>Baking Gloves</i>	24	17.000	408.000
12	Tissue Toilet (1 Pack 10 Roll)	12	15.000	180.000
13	Kantong Sampah (1 Pack 45 Pcs)	12	10.000	120.000
14	Sapu dan Pel	12	80.000	960.000
15	Cairan Pembersih Lantai 4 Liter	24	35.000	840.000
16	Sabun Cair Cuci Tangan 4 Liter	24	30.000	720.000
17	Sabun Cair Dapur 4 Liter	24	30.000	720.000
18	Pengharum Toilet (1 Set 2 Pcs)	60	10.000	600.000
19	Kertas Struk Kasir	120	35.000	4.200.000
20	Kain Lap Microfiber	60	14.500	870.000
21	Cairan Pembersih Kaca dan Meja	60	8.000	480.000
23	Aqua Galon	120	16.000	1.920.000
24	Alat Pemadam Api	24	165.000	3.960.000
<b>Total</b>				<b>39.081.000</b>

Tahun 2027				
Perlengkapan				
No	Perlengkapan	Jumlah	Harga Satuan	Total
1	Paper Bag Kue (1 Pack 100 Pcs)	62	41.200	2.546.160
2	Slice cake box	1.298	876	1.136.224
3	Box Kue (20x20x10)	618	2.472	1.527.696
4	Kantong Kertas Polos	7.416	196	1.451.311
5	Sedotan Kertas (100pcs)	124	20.806	2.571.622
6	<i>Baking Paper</i>	124	10.300	1.273.080
7	<i>Cup PP Injection</i>	15.203	515	7.829.442
8	<i>Paper Bag Packing</i>	6.180	515	3.182.700
9	<i>Tissue Meja</i>	185	4.120	763.848
10	<i>Vinyl Cooking Gloves (1 Pack 100 pcs)</i>	62	36.050	2.227.890
11	<i>Baking Gloves</i>	25	17.510	432.847
12	Tissue Toilet (1 Pack 10 Roll)	12	15.450	190.962
13	Kantong Sampah (1 Pack 45 Pcs)	12	10.300	127.308
14	Sapu dan Pel	12	82.400	1.018.464
15	Cairan Pembersih Lantai 4 Liter	25	36.050	891.156
16	Sabun Cair Cuci Tangan 4 Liter	25	30.900	763.848
17	Sabun Cair Dapur 4 Liter	25	30.900	763.848
18	Pengharum Toilet (1 Set 2 Pcs)	62	10.300	636.540
19	Kertas Struk Kasir	124	36.050	4.455.780
20	Kain Lap Microfiber	62	14.935	922.983
21	Cairan Pembersih Kaca dan Meja	62	8.240	509.232
23	Aqua Galon	124	16.480	2.036.928
24	Alat Pemadam Api	25	169.950	4.201.164
<b>Total</b>				<b>43.307.000</b>

<b>Tahun 2028</b>				
<b>Perlengkapan</b>				
No	Perlengkapan	Jumlah	Harga Satuan	Total
1	Paper Bag Kue (1 Pack 100 Pcs)	64	42.436	2.701.221
2	Slice cake box	1.337	902	1.205.420
3	Box Kue (20x20x10)	637	2.546	1.620.733
4	Kantong Kertas Polos	7.638	202	1.539.696
5	Sedotan Kertas (100pcs)	127	21.430	2.728.233
6	<i>Baking Paper</i>	127	10.609	1.350.611
7	<i>Cup PP Injection</i>	15.659	530	8.306.255
8	<i>Paper Bag Packing</i>	6.365	530	3.376.526
9	<i>Tissue Meja</i>	191	4.244	810.366
10	<i>Vinyl Cooking Gloves (1 Pack 100 pcs)</i>	64	37.132	2.363.569
11	<i>Baking Gloves</i>	25	18.035	459.208
12	Tissue Toilet (1 Pack 10 Roll)	13	15.914	202.592
13	Kantong Sampah (1 Pack 45 Pcs)	13	10.609	135.061
14	Sapu dan Pel	13	84.872	1.080.488
15	Cairan Pembersih Lantai 4 Liter	25	37.132	945.427
16	Sabun Cair Cuci Tangan 4 Liter	25	31.827	810.366
17	Sabun Cair Dapur 4 Liter	25	31.827	810.366
18	Pengharum Toilet (1 Set 2 Pcs)	64	10.609	675.305
19	Kertas Struk Kasir	127	37.132	4.727.137
20	Kain Lap Microfiber	64	15.383	979.193
21	Cairan Pembersih Kaca dan Meja	64	8.487	540.244
23	Aqua Galon	127	16.974	2.160.977
24	Alat Pemadam Api	25	175.049	4.457.015
<b>Total</b>				<b>45.944.000</b>

<b>Tahun 2029</b>				
<b>Perlengkapan</b>				
No	Perlengkapan	Jumlah	Harga Satuan	Total
1	Paper Bag Kue (1 Pack 100 Pcs)	66	43.709	2.865.726
2	Slice cake box	1.377	929	1.278.830
3	Box Kue (20x20x10)	656	2.623	1.719.435
4	Kantong Kertas Polos	7.868	208	1.633.464
5	Sedotan Kertas (100pcs)	131	22.073	2.894.383
6	<i>Baking Paper</i>	131	10.927	1.432.863
7	<i>Cup PP Injection</i>	16.129	546	8.812.106
8	<i>Paper Bag Packing</i>	6.556	546	3.582.157
9	<i>Tissue Meja</i>	197	4.371	859.718
10	<i>Vinyl Cooking Gloves (1 Pack 100 pcs)</i>	66	38.245	2.507.510
11	<i>Baking Gloves</i>	26	18.576	487.173
12	Tissue Toilet (1 Pack 10 Roll)	13	16.391	214.929
13	Kantong Sampah (1 Pack 45 Pcs)	13	10.927	143.286
14	Sapu dan Pel	13	87.418	1.146.290
15	Cairan Pembersih Lantai 4 Liter	26	38.245	1.003.004
16	Sabun Cair Cuci Tangan 4 Liter	26	32.782	859.718
17	Sabun Cair Dapur 4 Liter	26	32.782	859.718
18	Pengharum Toilet (1 Set 2 Pcs)	66	10.927	716.431
19	Kertas Struk Kasir	131	38.245	5.015.020
20	Kain Lap Microfiber	66	15.845	1.038.825
21	Cairan Pembersih Kaca dan Meja	66	8.742	573.145
23	Aqua Galon	131	17.484	2.292.580
24	Alat Pemadam Api	26	180.300	4.728.447
<b>Total</b>				<b>48.742.000</b>

Tahun 2030				
Perlengkapan				
No	Perlengkapan	Jumlah	Harga Satuan	Total
1	Paper Bag Kue (1 Pack 100 Pcs)	68	45.020	3.040.248
2	Slice cake box	1.418	957	1.356.711
3	Box Kue (20x20x10)	675	2.701	1.824.149
4	Kantong Kertas Polos	8.104	214	1.732.941
5	Sedotan Kertas (100pcs)	135	22.735	3.070.651
6	Baking Paper	135	11.255	1.520.124
7	Cup PP Injection	16.613	563	9.348.763
8	Paper Bag Packing	6.753	563	3.800.310
9	Tissue Meja	203	4.502	912.074
10	Vinyl Cooking Gloves (1 Pack 100 pcs)	68	39.393	2.660.217
11	Baking Gloves	27	19.134	516.842
12	Tissue Toilet (1 Pack 10 Roll)	14	16.883	228.019
13	Kantong Sampah (1 Pack 45 Pcs)	14	11.255	152.012
14	Sapu dan Pel	14	90.041	1.216.099
15	Cairan Pembersih Lantai 4 Liter	27	39.393	1.064.087
16	Sabun Cair Cuci Tangan 4 Liter	27	33.765	912.074
17	Sabun Cair Dapur 4 Liter	27	33.765	912.074
18	Pengharum Toilet (1 Set 2 Pcs)	68	11.255	760.062
19	Kertas Struk Kasir	135	39.393	5.320.434
20	Kain Lap Microfiber	68	16.320	1.102.090
21	Cairan Pembersih Kaca dan Meja	68	9.004	608.050
23	Aqua Galon	135	18.008	2.432.199
24	Alat Pemadam Api	27	185.709	5.016.410
<b>Total</b>				<b>51.711.000</b>

## Lampiran 5 Bahan baku

2026				
No	Bahan Baku	Jumlah	Harga	Total
1	Daun Teh Hitam Premium (1kg)	43	200.000	8.600.000
2	Bubuk Matcha Jepang (1kg)	10	250.000	2.500.000
3	Bubuk Cokelat Hokkaido (1kg)	25	200.000	5.000.000
4	Susu UHT Full Cream (1L)	2.076	21.000	43.596.000
5	Krimer Bubuk (1kg)	335	25.000	8.375.000
6	Gula Pasir (1kg)	1.035	20.000	20.700.000
7	Sirup Salted Caramel (1L)	57	100.000	5.700.000
9	Susu Evaporasi	76	40.000	3.040.000
10	Sea Salt (1kg)	5	34.000	170.000
11	Yuzu Sirup (1L)	52	100.000	5.200.000
12	Sparkling Water (250ml isi 12)	175	41.000	7.175.000
13	Madu (1kg)	172	50.000	8.600.000
14	Lemon	327	8.000	2.616.000
15	Mango Pure	76	150.000	11.400.000
16	Jasmine (kg)	8	66.000	528.000
17	Tepung Ketan (1kg)	1.152	30.000	34.560.000
18	Pewarna Makanan (30g)	97	5.500	533.500
19	Kacang (1kg)	435	20.000	8.700.000
20	Maizena (750g)	2	7.000	14.000
21	Tepung Terigu (1kg)	925	15.500	14.337.500
22	Telur	14.684	3.000	44.052.000
23	Baking Powder (1 pcs 136gr)	149	14.000	2.086.000
24	Minyak Sayur	50	43.000	2.150.000
25	Red Bean Paste (1kg)	672	55.000	36.960.000
26	Ragi Instan (1 sachet 11gr)	163	7.000	1.141.000
27	Gula Halus	2	24.000	48.000
28	Vanila Extract (1 botol 60ml)	129	90.000	11.610.000
29	Butter/Mentega (2kg)	47	205.000	9.635.000
30	Whipping Cream	38	58.000	2.204.000
31	Cream Cheese	48	125.000	6.000.000
32	Biskuit Marie	19	63.000	1.197.000
33	Susu Kental Manis	19	32.000	608.000
33	Kay Bambu	1.906	500	953.000
	<b>Total</b>			<b>298.889.000</b>

2027					2028				
No	Bahan Baku	Jumlah	Harga	Total	No	Bahan Baku	Jumlah	Harga	Total
1	Daun Teh Hitam Premium (1kg)	46	206.000	9.476.000	1	Daun Teh Hitam Premium (1kg)	48	212.180	10.248.294
2	Bubuk Matcha Jepang (1kg)	11	257.500	2.703.750	2	Bubuk Matcha Jepang (1kg)	11	265.225	2.924.106
3	Bubuk Cokelat Hokkaido (1kg)	26	206.000	5.356.000	3	Bubuk Cokelat Hokkaido (1kg)	27	212.180	5.792.514
4	Susu UHT Full Cream (1L)	2.180	21.630	47.153.400	4	Susu UHT Full Cream (1L)	2.289	22.279	50.996.402
5	Krimer Bubuk (1kg)	352	25.750	9.057.563	5	Krimer Bubuk (1kg)	369	26.523	9.795.754
6	Gula Pasir (1kg)	1.087	20.600	22.387.050	6	Gula Pasir (1kg)	1.329	21.218	28.198.722
7	Sirup Salted Caramel (1L)	57	103.000	5.871.000	7	Sirup Salted Caramel (1L)	60	106.090	6.349.487
9	Susu Evaporasi	76	41.200	3.131.200	9	Susu Evaporasi	80	42.436	3.386.393
10	Sea Salt (1kg)	5	35.020	175.100	10	Sea Salt (1kg)	6	36.071	216.424
11	Yuzu Sirup (1L)	55	103.000	5.623.800	11	Yuzu Sirup (1L)	57	106.090	6.082.140
12	Sparkling Water (250ml isi 12)	183	42.230	7.728.090	12	Sparkling Water (250ml isi 12)	192	43.497	8.357.929
13	Madu (1kg)	181	51.500	9.300.900	13	Madu (1kg)	190	53.045	10.058.923
14	Lemon	361	8.240	2.974.640	14	Lemon	379	8.487	3.217.073
15	Mango Pure	87	154.500	13.441.500	15	Mango Pure	91	159.135	14.536.982
16	Jasmine (1kg)	9	67.980	611.820	16	Jasmine (125gr)	9	70.019	661.683
17	Tepung Ketan (1kg)	1.209	30.900	37.358.100	17	Tepung Ketan (1kg)	1.269	31.827	40.402.785
18	Pewarna Makanan (30g)	101	5.665	572.165	18	Pewarna Makanan (30g)	106	5.835	618.796
19	Kacang (1kg)	457	20.600	9.409.050	19	Kacang (1kg)	480	21.218	10.175.888
20	Maizena (750g)	2	7.210	15.141	20	Maizena (750g)	2	7.426	16.375
21	Tepung Terigu (1kg)	971	15.965	15.506.006	21	Tepung Terigu (1kg)	1.020	16.444	16.769.746
22	Telur	15.419	3.090	47.644.710	22	Telur	16.190	3.183	51.527.754
23	Baking Powder (1 pcs 136gr)	156	14.420	2.256.009	23	Baking Powder (1 pcs 136gr)	164	14.853	2.439.874
24	Minyak Sayur	52	44.290	2.303.080	24	Minyak Sayur	55	45.619	2.490.781
25	Red Bean Paste (1kg)	849	56.650	48.095.850	25	Red Bean Paste (1kg)	891	58.350	52.015.662
26	Ragi Instan (1 sachet 11gr)	171	7.210	1.233.992	26	Ragi Instan (1 sachet 11gr)	180	7.426	1.334.562
27	Gula Halus	2	24.720	51.912	27	Gula Halus	2	25.462	56.143
28	Vanila Extract (1 botol 60ml)	136	92.700	12.607.200	28	Vanila Extract (1 botol 60ml)	143	95.481	13.634.687
29	Butter/Mentega (2kg)	49	211.150	10.420.253	29	Butter/Mentega (2kg)	52	217.485	11.269.503
30	Whipping Cream	40	59.740	2.383.626	30	Whipping Cream	42	61.532	2.577.892
31	Cream Cheese	50	128.750	6.489.000	31	Cream Cheese	53	132.613	7.017.854
32	Biskuit Marie	20	64.890	1.294.556	32	Biskuit Marie	21	66.837	1.400.062
33	Susu Kental Manis	20	32.960	657.552	33	Susu Kental Manis	21	33.949	711.142
33	Kay Bambu	2.001	515	1.030.670	33	Kay Bambu	2.101	530	1.114.669
Total				323.892.000	Total				350.289.000

2029					2030				
No	Bahan Baku	Jumlah	Harga	Total	No	Bahan Baku	Jumlah	Harga	Total
1	Daun Teh Hitam Premium (1kg)	51	218.545	11.083.530	1	Daun Teh Hitam Premium (1kg)	53	225.102	11.986.838
2	Bubuk Matcha Jepang (1kg)	12	273.182	3.162.420	2	Bubuk Matcha Jepang (1kg)	12	281.377	3.420.157
3	Bubuk Cokelat Hokkaido (1kg)	29	218.545	6.264.604	3	Bubuk Cokelat Hokkaido (1kg)	30	225.102	6.775.169
4	Susu UHT Full Cream (1L)	2.403	22.947	55.152.609	4	Susu UHT Full Cream (1L)	2.524	23.636	59.647.546
5	Krimer Bubuk (1kg)	388	27.318	10.594.108	5	Krimer Bubuk (1kg)	407	28.138	11.457.528
6	Gula Pasir (1kg)	1.395	21.855	30.496.918	6	Gula Pasir (1kg)	1.465	22.510	32.982.417
7	Sirup Salted Caramel (1L)	63	109.273	6.866.970	7	Sirup Salted Caramel (1L)	66	112.551	7.426.628
9	Susu Evaporasi	84	43.709	3.662.384	9	Susu Evaporasi	88	45.020	3.960.868
10	Sea Salt (1kg)	6	37.153	234.062	10	Sea Salt (1kg)	7	38.267	253.138
11	Yuzu Sirup (1L)	60	109.273	6.577.834	11	Yuzu Sirup (1L)	63	112.551	7.113.928
12	Sparkling Water (250ml isi 12)	202	44.802	9.039.101	12	Sparkling Water (250ml isi 12)	212	46.146	9.775.787
13	Madu (1kg)	199	54.636	10.878.726	13	Madu (1kg)	209	56.275	11.765.342
14	Lemon	398	8.742	3.479.265	14	Lemon	418	9.004	3.762.825
15	Mango Pure	96	163.909	15.721.746	15	Mango Pure	101	168.826	17.003.069
16	Jasmine (125gr)	10	72.120	715.611	16	Jasmine (125gr)	10	74.284	773.933
17	Tepung Ketan (1kg)	1.333	32.782	43.695.612	17	Tepung Ketan (1kg)	1.400	33.765	47.256.805
18	Pewarna Makanan (30g)	111	6.010	669.228	18	Pewarna Makanan (30g)	117	6.190	723.770
19	Kacang (1kg)	504	21.855	11.005.222	19	Kacang (1kg)	529	22.510	11.902.148
20	Maizena (750g)	2	7.649	17.710	20	Maizena (750g)	2	7.879	19.153
21	Tepung Terigu (1kg)	1.071	16.937	18.136.480	21	Tepung Terigu (1kg)	1.124	17.445	19.614.603
22	Telur	16.999	3.278	55.727.266	22	Telur	17.849	3.377	60.269.038
23	Baking Powder (1 pcs 136gr)	172	15.298	2.638.723	23	Baking Powder (1 pcs 136gr)	181	15.757	2.853.779
24	Minyak Sayur	57	46.987	2.693.780	24	Minyak Sayur	60	48.397	2.913.323
25	Red Bean Paste (1kg)	936	60.100	56.254.938	25	Red Bean Paste (1kg)	983	61.903	60.839.716
26	Ragi Instan (1 sachet 11gr)	189	7.649	1.443.329	26	Ragi Instan (1 sachet 11gr)	198	7.879	1.560.960
27	Gula Halus	2	26.225	60.718	27	Gula Halus	2	27.012	65.667
28	Vanila Extract (1 botol 60ml)	150	98.345	14.745.914	28	Vanila Extract (1 botol 60ml)	157	101.296	15.947.706
29	Butter/Mentega (2kg)	54	224.009	12.187.968	29	Butter/Mentega (2kg)	57	230.729	13.181.287
30	Whipping Cream	44	63.378	2.787.990	30	Whipping Cream	46	65.280	3.015.211
31	Cream Cheese	56	136.591	7.589.809	31	Cream Cheese	58	140.689	8.208.378
32	Biskuit Marie	22	68.842	1.514.167	32	Biskuit Marie	23	70.907	1.637.571
33	Susu Kental Manis	22	34.967	769.101	33	Susu Kental Manis	23	36.016	831.782
33	Kay Bambu	2.206	546	1.205.515	33	Kay Bambu	2.317	563	1.303.764
Total				378.837.000	Total				409.713.000



## Lampiran 7 Turnitin

feedback studio Justus Feeney Dylan Wijaya - 75200287 - Business Plan KyoYu Tea.pdf

**RENCANA BISNISPENDIRIAN USAHA**  
*Café "KyoYu Tea"*  
**DI Kelapa Gading, Jakarta Utara**

**Diajukan Oleh:**  
**Nama:** Dylan Joshua Wijaya  
**NIM:** 75200287

**RENCANA BISNIS**  
Diajukan sebagai salah satu syarat  
untuk memperoleh gelar Sarjana Administrasi Bisnis

Page: 1 of 172 Word Count: 35724 Text-Only Report High Resolution

**Match Overview**

**11%**

1	eprints.kwikiangie.ac.id	6%
2	www.finansialku.com	<1%
3	jurnal.darmajaya.ac.id	<1%
4	es.scribd.com	<1%
5	katadata.co.id	<1%
6	Submitted to Binus Uni...	<1%
7	docplayer.info	<1%
8	id.123dok.com	<1%
9	terralogiq.com	<1%